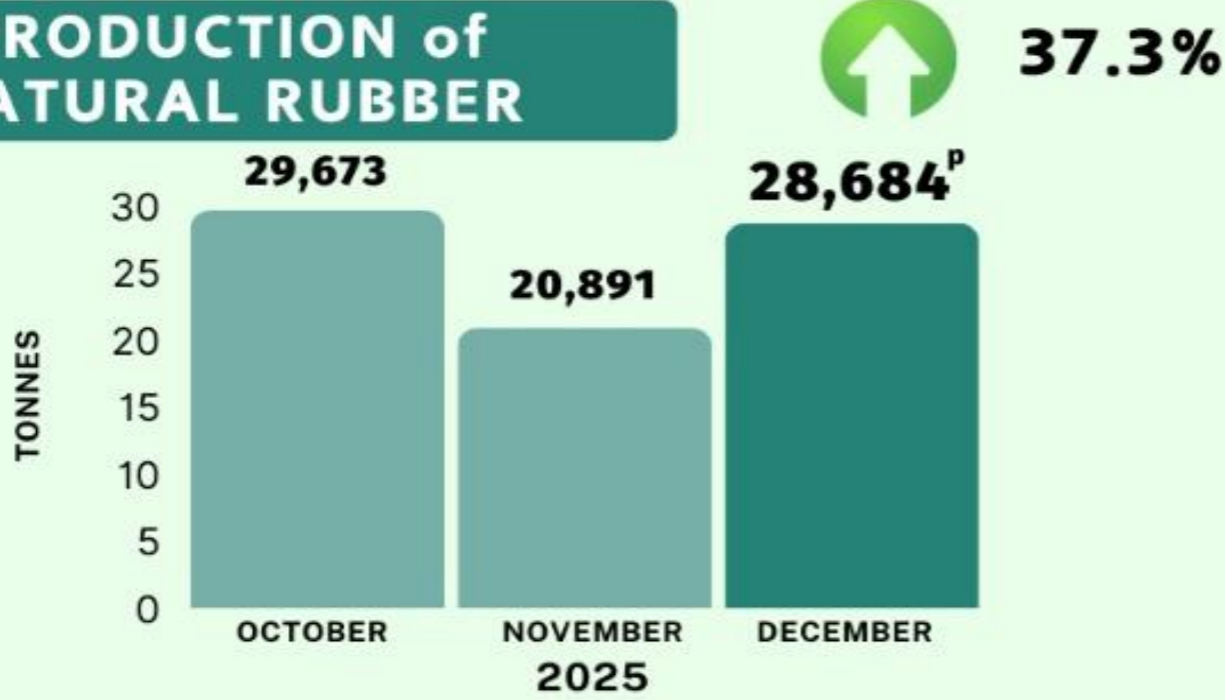




## MONTHLY RUBBER STATISTICS, DECEMBER 2025

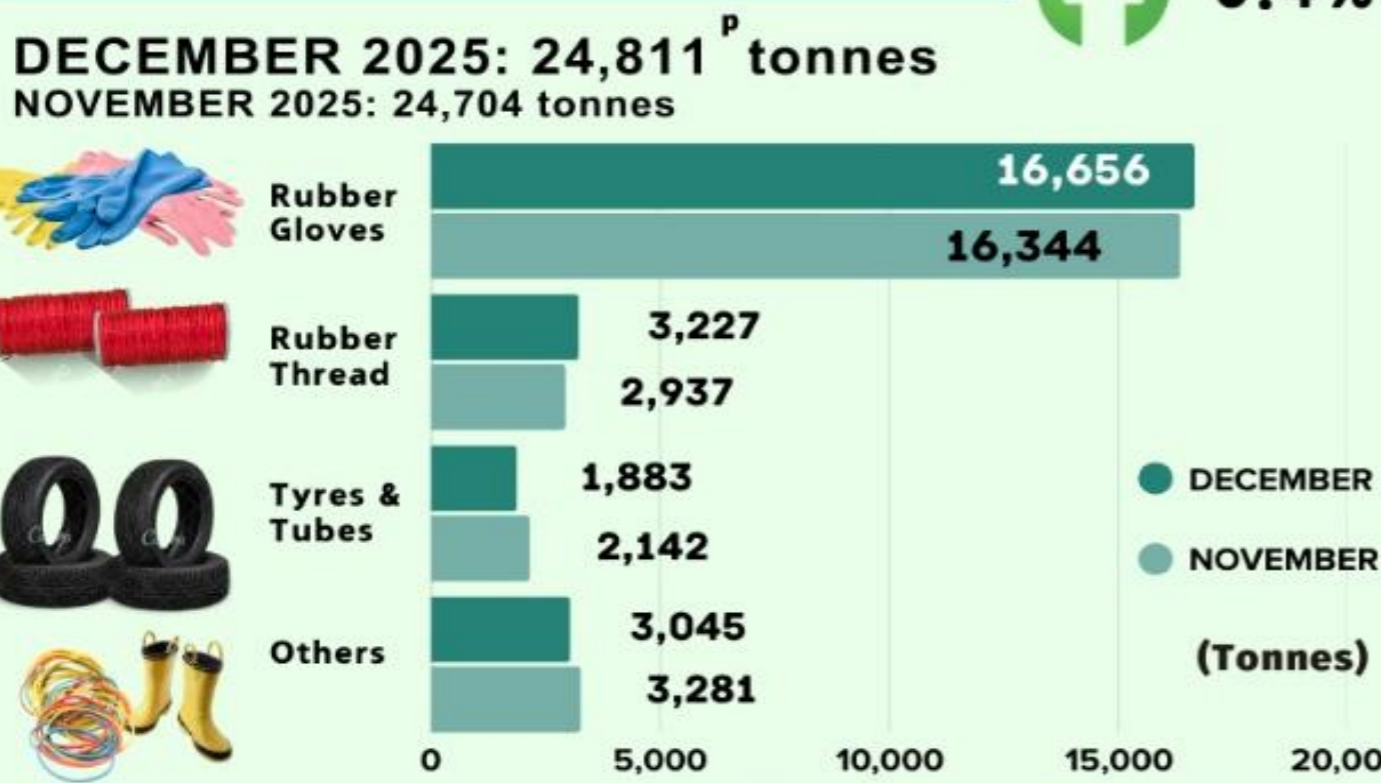
### PRODUCTION of NATURAL RUBBER



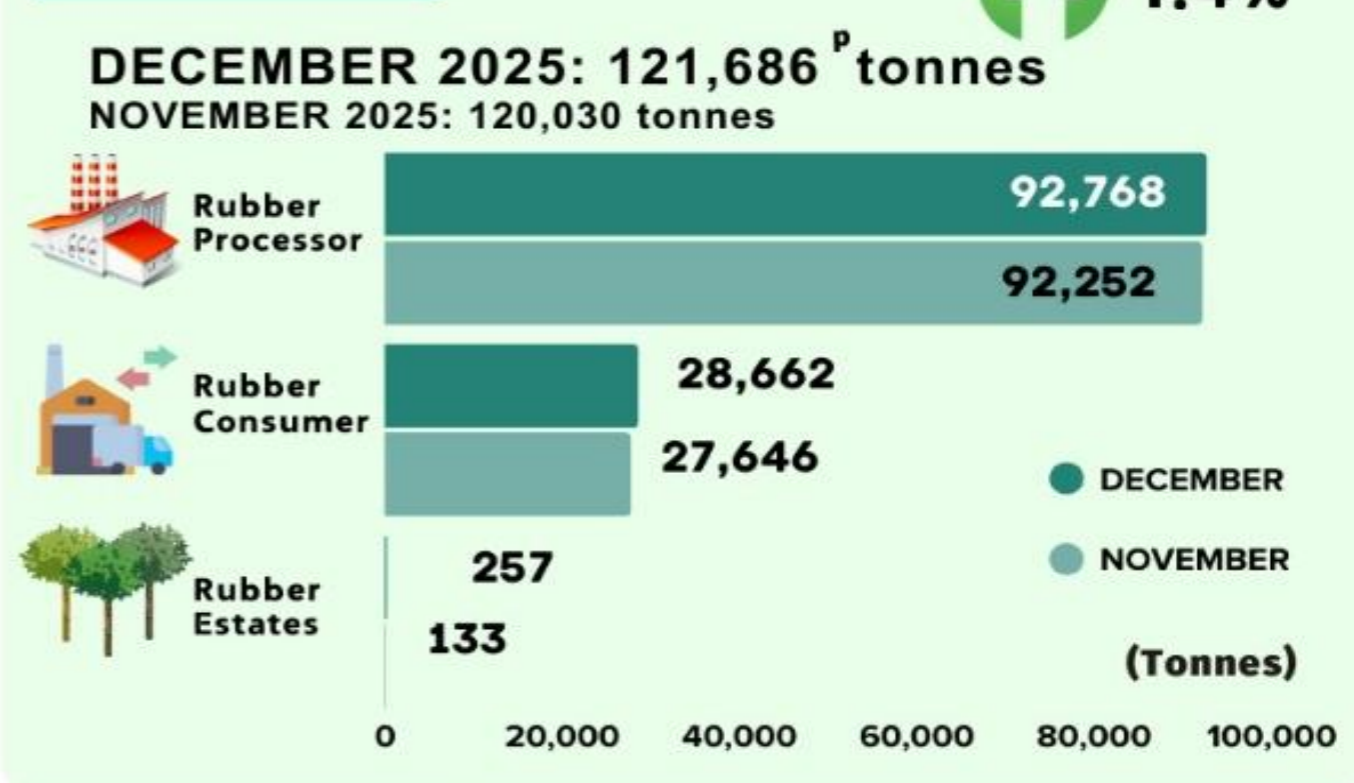
### AVERAGE PRICE (cent/kg)



### DOMESTIC CONSUMPTION



### STOCKS



### IMPORTS

DECEMBER 2025: 72,718<sup>P</sup> tonnes  
NOVEMBER 2025: 63,326 tonnes

↑ 14.8%



### EXPORTS

DECEMBER 2025: 32,139<sup>P</sup> tonnes  
NOVEMBER 2025: 36,820 tonnes

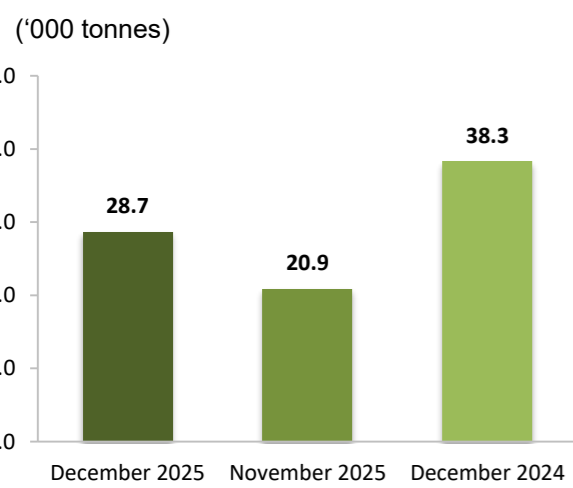
↓ -12.7%



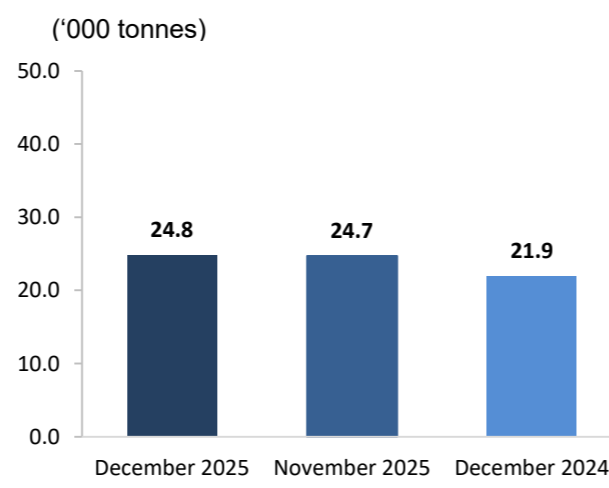
### MAIN COUNTRIES

Note: ↑ ↓ change month on month : P = Preliminary : S.M.R = Standard Malaysian Rubber

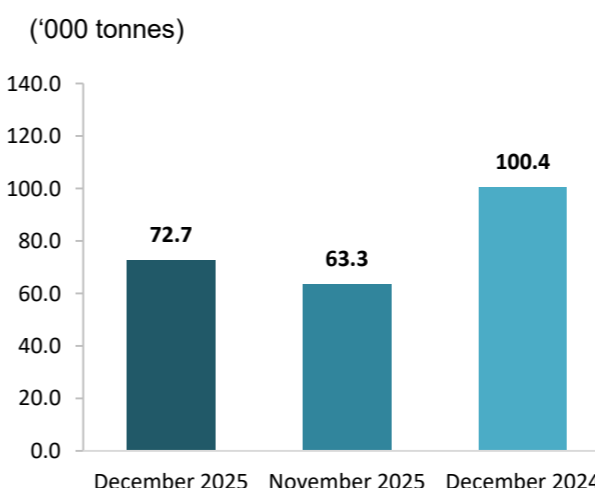
## PRINCIPAL STATISTICS OF RUBBER, MALAYSIA ('000 TONNES)



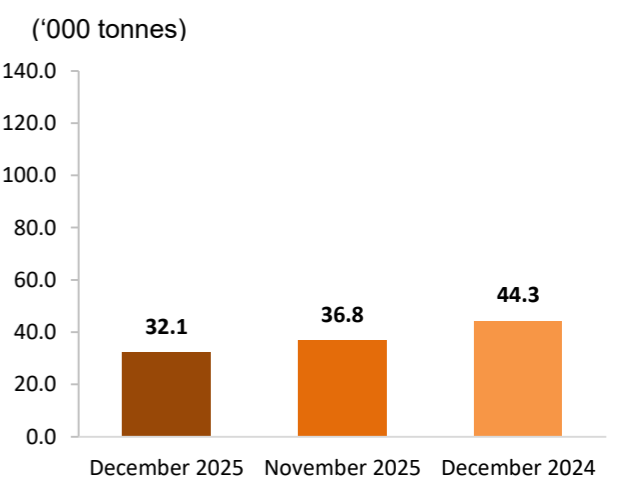
Production



Domestic Consumption



Import



Export

Source: Monthly Rubber Statistics December 2025, Department of Statistics Malaysia (DOSM)



@StatsMalaysia



## Malaysia natural rubber production increased by 37.3 per cent in December 2025

- Natural Rubber (NR) production increased by 37.3 per cent in December 2025 (28,684 tonnes) as compared to November 2025 (20,891 tonnes). Year-on-year comparison showed that the production of NR decreased by 25.1 per cent (December 2024: 38,299 tonnes). Production of NR in December 2025 for Malaysia was mainly contributed by smallholders (87.2%) as compared to estates (12.8%).
- Total stocks of NR in December 2025 increased by 1.4 per cent to 121,686 tonnes as compared to 120,030 tonnes in November 2025. Rubber processors factory contributed 76.2 per cent of the stocks followed by rubber consumers factory (23.6%) and rubber estates (0.2%).
- Exports of Malaysia's NR amounted to 32,139 tonnes in December 2025, decreased 12.7 per cent as against November 2025 (36,820 tonnes). P.R. China remained as the main destination for NR exports which accounted 49.9 per cent of total exports in December 2025 followed by Germany (16.4%), the United Arab Emirates (4.8%), Portugal (3.9%) and Egypt (3.7%).
- The average monthly price showed that Concentrated Latex recorded an increase of 0.7 per cent (December 2025: 576.20 sen per kg; November 2025: 571.93 sen per kg) while Scrap increased by 0.4 per cent (December 2025: 592.08 sen per kg; November 2025: 589.83 sen per kg). Trend of prices for all Standard Malaysian Rubber (S.M.R) showed an increase between 0.3 per cent to 0.7 per cent.
- The performance of the fourth quarter of 2025 showed natural rubber production decreased by 15.5 per cent to 79,247 tonnes as compared to 93,815 tonnes in the third quarter of 2025. The annual performance of Malaysia's natural rubber production in the fourth quarter of 2025 recorded a decrease of 32.3 per cent as compared to the fourth quarter 2024 (117,040 tonnes).

