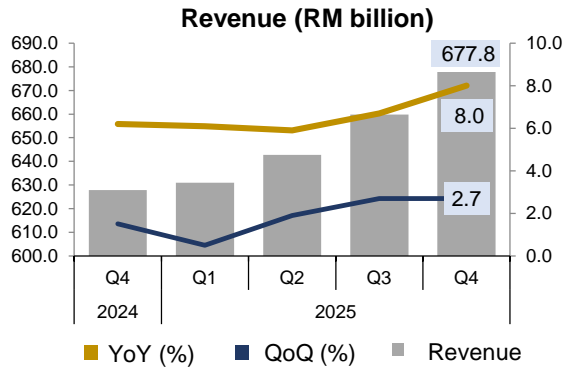
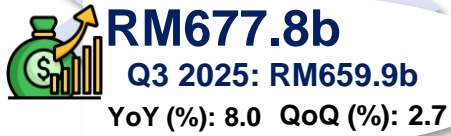




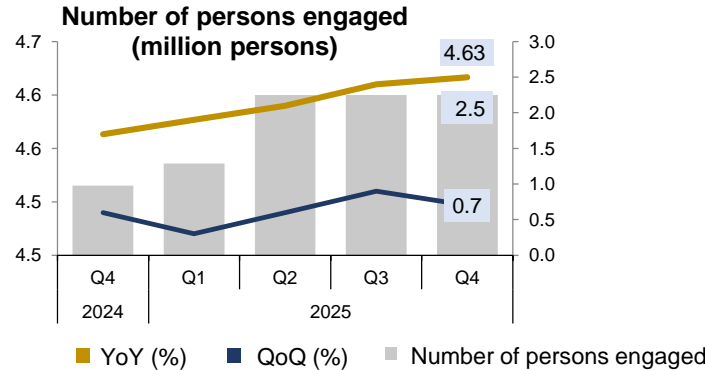
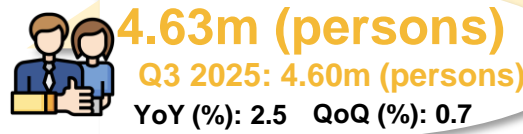
MINISTRY OF ECONOMY  
DEPARTMENT OF STATISTICS MALAYSIA

# SERVICES STATISTICS, FOURTH QUARTER 2025

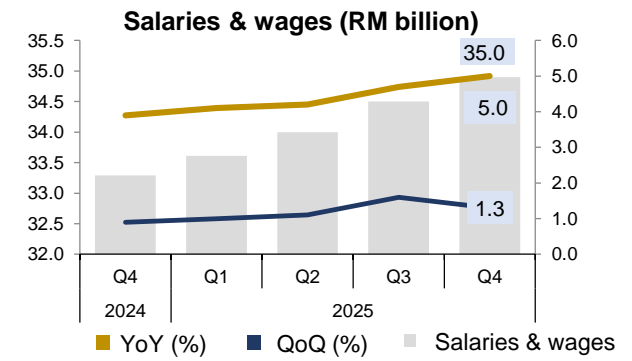
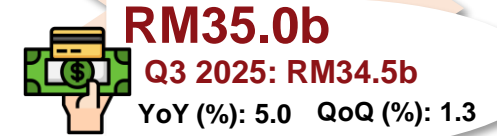
## Revenue



## Number of persons engaged



## Salaries & wages



## PERFORMANCE OF SERVICES SECTOR BY SEGMENT, FOURTH QUARTER 2025

### Wholesale & Retail Trade, Food & Beverage And Accommodation

Revenue	Number of persons engaged	Salaries & Wages
RM510.3b	3.1 million	RM18.3b



### Information & Communication and Transportation & Storage

Revenue	Number of persons engaged	Salaries & Wages
RM95.8b	548,799	RM5.7b



### Private Health, Private Education, Arts, Entertainment & Recreation and Personal Services and Other Activities

Revenue	Number of persons engaged	Salaries & Wages
RM26.4b	414,101	RM3.5b



### Professional, Real Estate and Administrative and Support Service

Revenue	Number of persons engaged	Salaries & Wages
RM45.3b	594,791	RM7.5b



## PERFORMANCE OF E-COMMERCE INCOME



	Q3 2025	Q4 2025
RM billion	312.6	316.2
YoY (%)	1.3	1.8
QoQ (%)	-0.4	1.2

Note. m: million b: billion

Percentage Change: Year-On-Year

Source: Services Statistics Fourth Quarter 2025, Department of Statistics Malaysia (DOSM)

