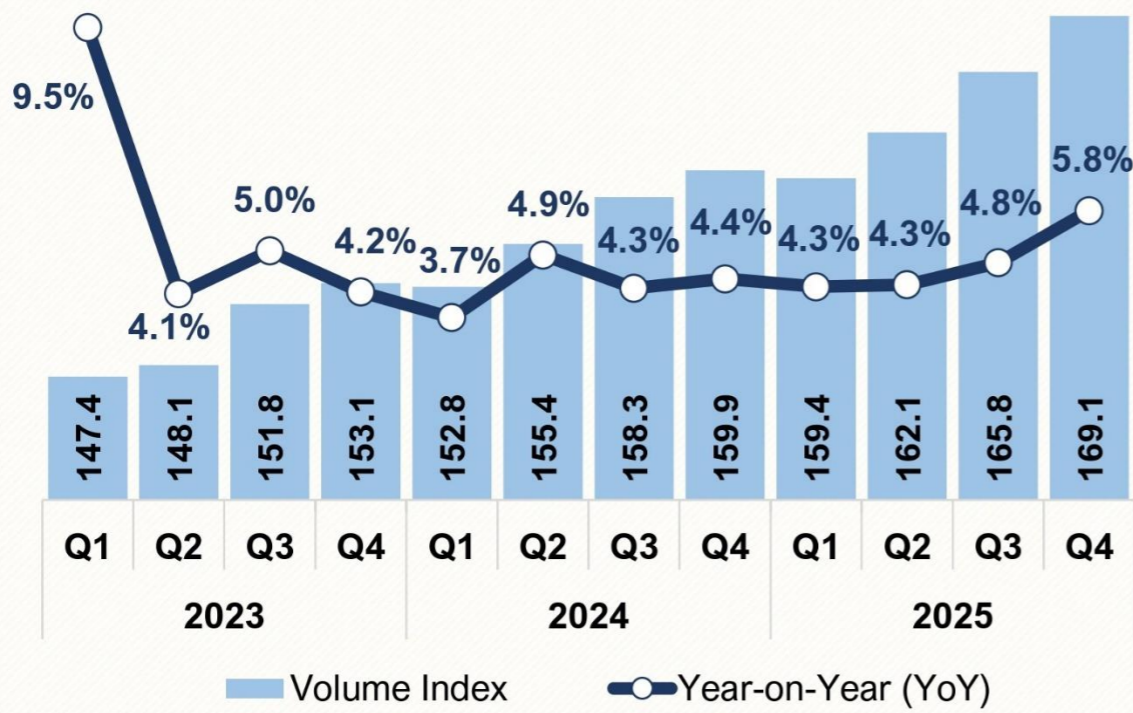




## VOLUME INDEX OF WHOLESALE & RETAIL TRADE FOURTH QUARTER 2025 | Q4 2025

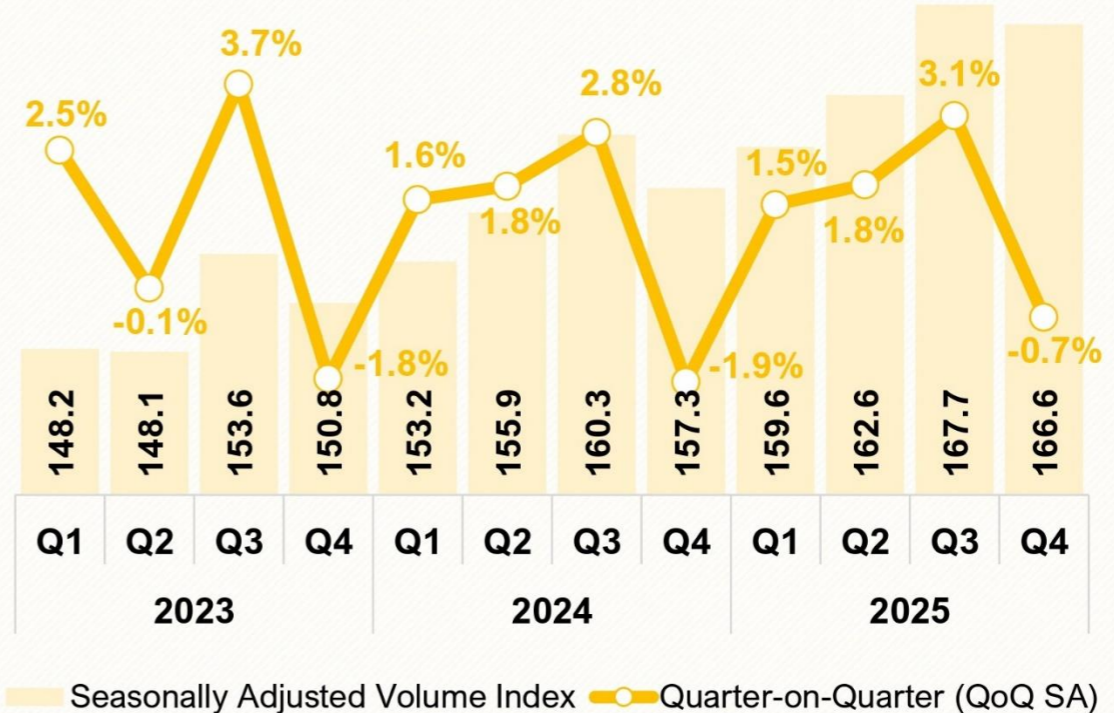
### Volume Index

Wholesale & Retail Trade Volume Index increased by 5.8 per cent in the fourth quarter of 2025.



### Seasonally Adjusted Volume Index

Seasonally Adjusted Volume Index recorded a marginal decline of -0.7 per cent from the preceding quarter.



## PERFORMANCE BY SUB-SECTOR



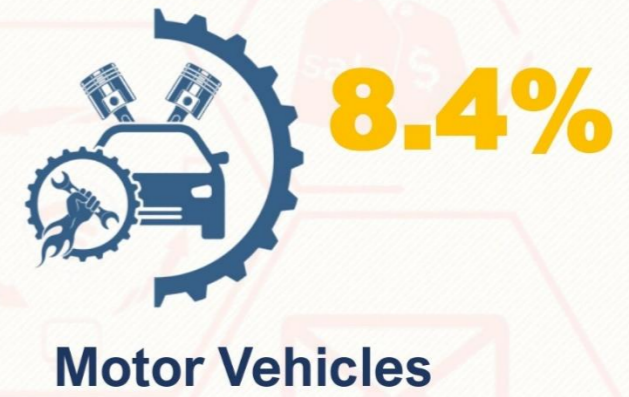
**6.3%** | Other Specialised Wholesale Trade

**7.1%** | Wholesale of Household Goods



**7.7%** | Retail Sale in Non-specialised Stores

**1.4%** | Retail Sale in Specialised Stores



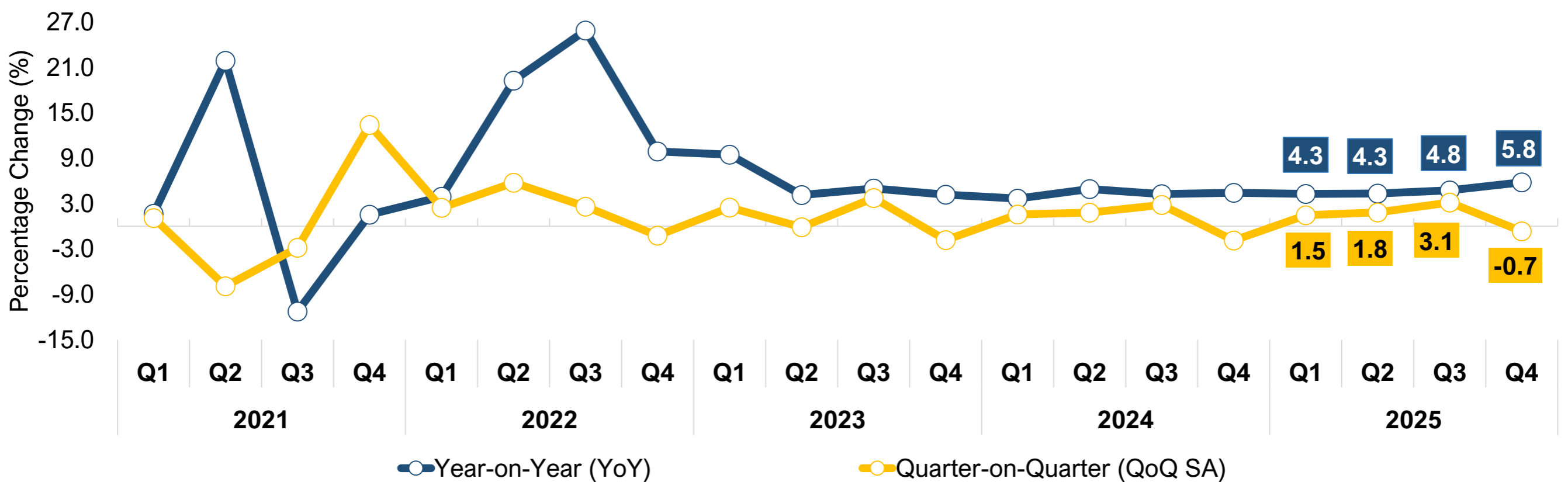
**11.6%** | Sale of Motor Vehicles

**5.4%** | Sale of Motor Vehicle Parts & Accessories

Source: Volume Index of Wholesale & Retail Trade, Fourth Quarter 2025  
Department of Statistics Malaysia (DOSM)

Percentage Change: Year-on-Year (YoY)

## Volume Index & Seasonally Adjusted Volume Index of Wholesale & Retail Trade



## Wholesale & retail trade volume index increased 5.8 per cent in the fourth quarter of 2025

- The volume index of Wholesale & retail trade registered a year-on-year growth of **5.8 per cent** to reach **169.1 points** compared to the same quarter of the previous year. This increase was attributed to the Motor vehicles sub-sector, which rose **8.4 per cent** to **151.4 points**, followed by Wholesale trade with a **6.6 per cent** increase to **155.5 points**. Meanwhile, the Retail trade sub-sector recorded an increase of **4.6 per cent** to **191.0 points**. On a quarterly basis, the overall volume index climbed by **2.0 per cent** compared to the previous quarter.
- However, in terms of the seasonally adjusted volume index, Wholesale & retail trade recorded a marginal decline of **-0.7 per cent** compared with the third quarter of 2025.
- For performance across sub-sectors, the volume index of Motor vehicles recorded a growth of **8.4 per cent**, fueled by Sales of motor vehicles at **11.6 per cent**, followed by Sales, maintenance & repair of motorcycles (**5.5%**), Sales of motor vehicle parts & accessories (**5.4%**), and Maintenance & repair of motor vehicles (**4.8%**). On a quarterly comparison, this sub-sector grew **8.5 per cent** compared to the previous quarter.
- The increase of **6.6 per cent** in the Wholesale trade sub-sector was led by Wholesale of machinery, equipment & supplies with **8.9 per cent**. This was followed by Wholesale of household goods (**7.1%**), Non-specialised wholesale trade (**6.7%**), Other specialised wholesale (**6.3%**), and Wholesale on a fee or contract basis (**6.0%**). Wholesale trade showed a marginal increase of **0.3 per cent** quarter-on-quarter.
- The positive year-on-year growth of **4.6 per cent** in Retail trade was driven by Retail sales of automotive fuel, which increased by **8.7 per cent**. Other notable contributors included Retail sales not in stores, stalls or markets (**8.3%**), Retail sales of information & communication equipment (**8.2%**), Retail sales in non-specialised stores (**7.7%**), and Retail sales of food, beverages & tobacco (**5.2%**). On a quarterly comparison, the volume index of Retail trade recorded a growth of **2.0 per cent** compared with the preceding quarter.
- For the overall performance of this sector in 2025, the volume index reached **164.1 points**, marking a **4.8 per cent** increase. The growth was supported by Wholesale trade sub-sector which grew **6.1 per cent** to record **151.6 points**. This was followed by Retail trade and Motor vehicles with **4.5 per cent** and **1.9 per cent**, respectively.

