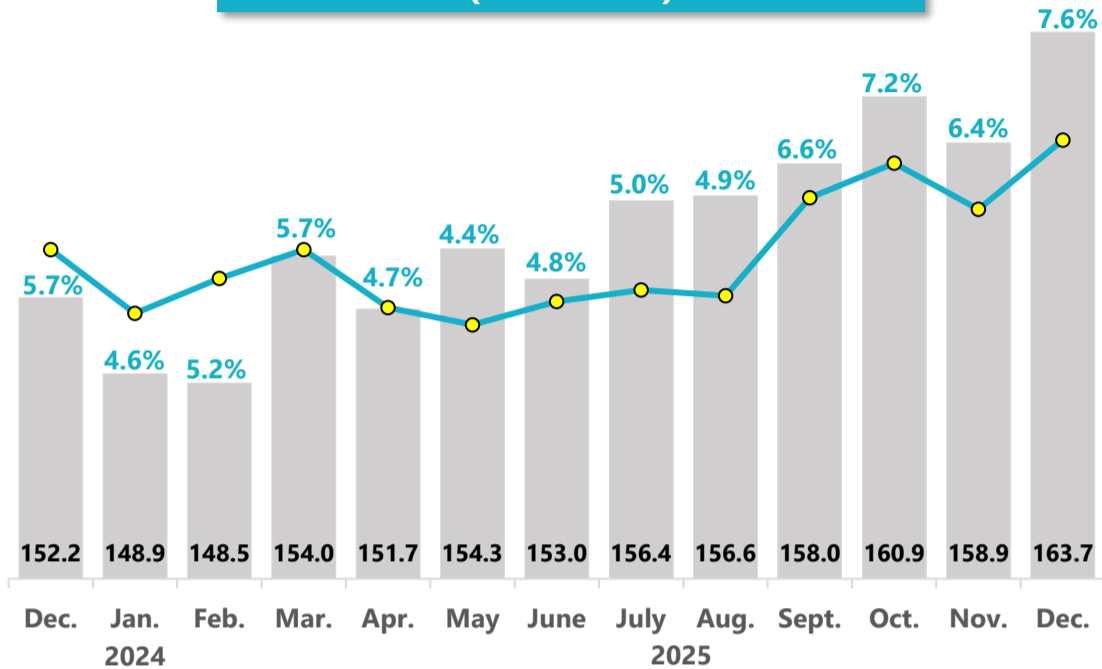


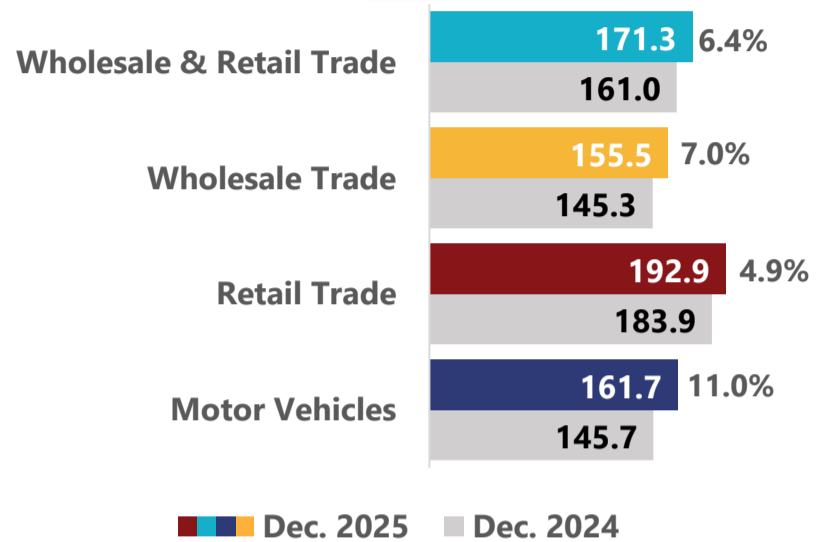


## PERFORMANCE OF WHOLESALE & RETAIL TRADE, DECEMBER 2025

### Sales Value of Wholesale & Retail Trade (RM billion)

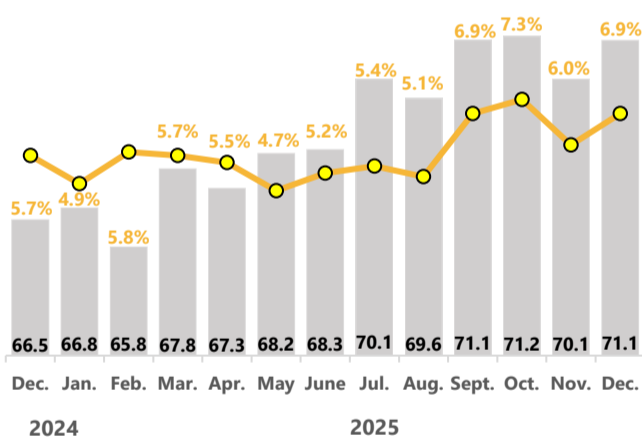


### Volume Index

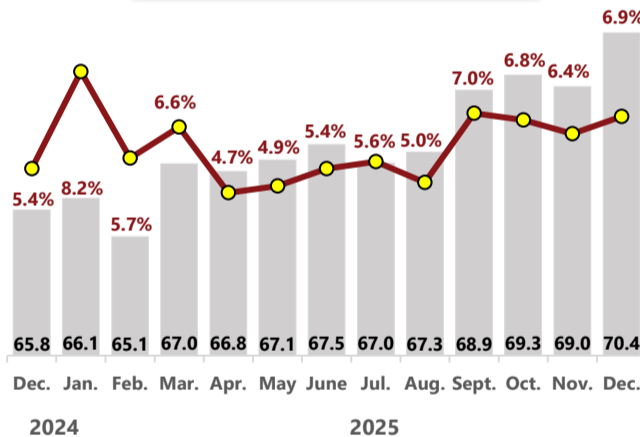


Seasonally Adjusted Volume Index December 2025: 1.2% (Month-on-Month)

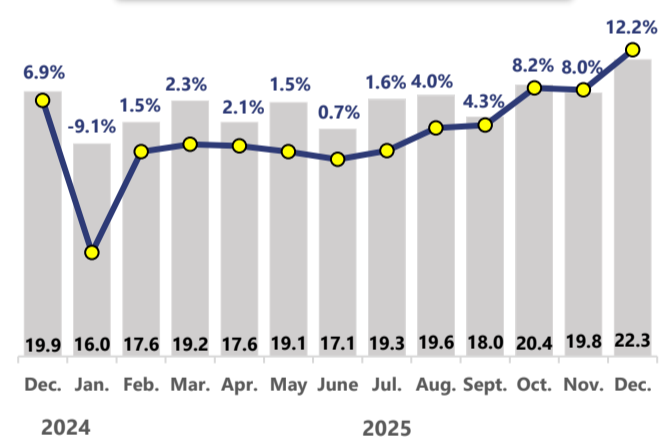
### Sales Value of Wholesale Trade (RM billion)



### Sales Value of Retail Trade (RM billion)



### Sales Value of Motor Vehicles (RM billion)




Percentage Change: Year-on-Year

## MAIN GROUPS (SALES VALUE)

### Wholesale Trade

Other Specialised Wholesale



5.5%

Wholesale of Household Goods



9.2%

Wholesale of Food, Beverages & Tobacco



7.1%

### Retail Trade

Retail Sale in Non-specialised Stores



9.3%

Retail Sale of Other Goods in Specialised Stores



5.6%

Retail Sale of Other Household Equipment in Specialised Stores



3.1%

### Motor Vehicles

Sale of Motor Vehicles



15.7%

Sale of Motor Vehicle Parts & Accessories



6.6%

Maintenance & Repair of Motor Vehicles



9.7%

Source: Performance of Wholesale & Retail Trade, December 2025, Department of Statistics Malaysia (DOSM)

