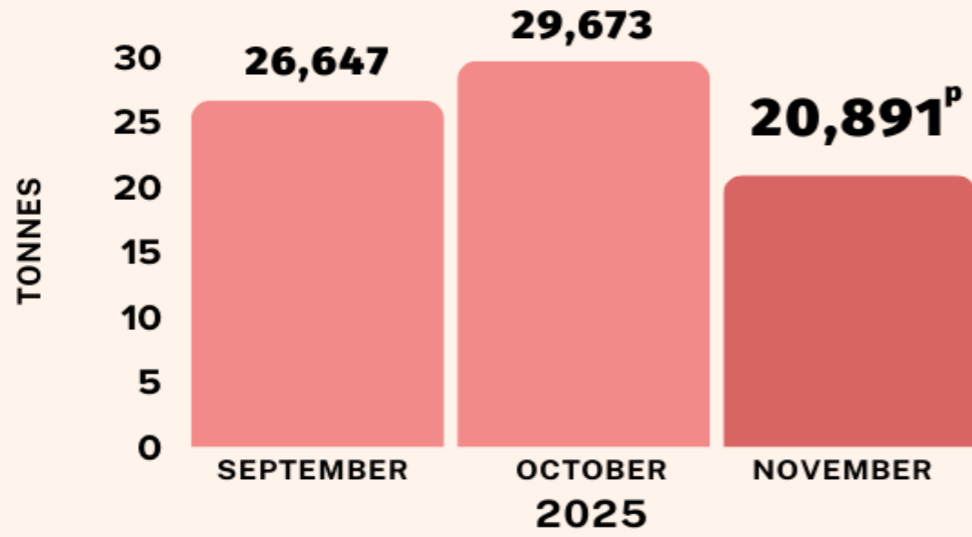





## MONTHLY RUBBER STATISTICS, NOVEMBER 2025

### PRODUCTION of NATURAL RUBBER

-29.6%



### AVERAGE PRICE (cent/kg)



**S.M.R. 20**  
NOVEMBER 2025: 725.93  
OCTOBER 2025: 738.80

-1.7%



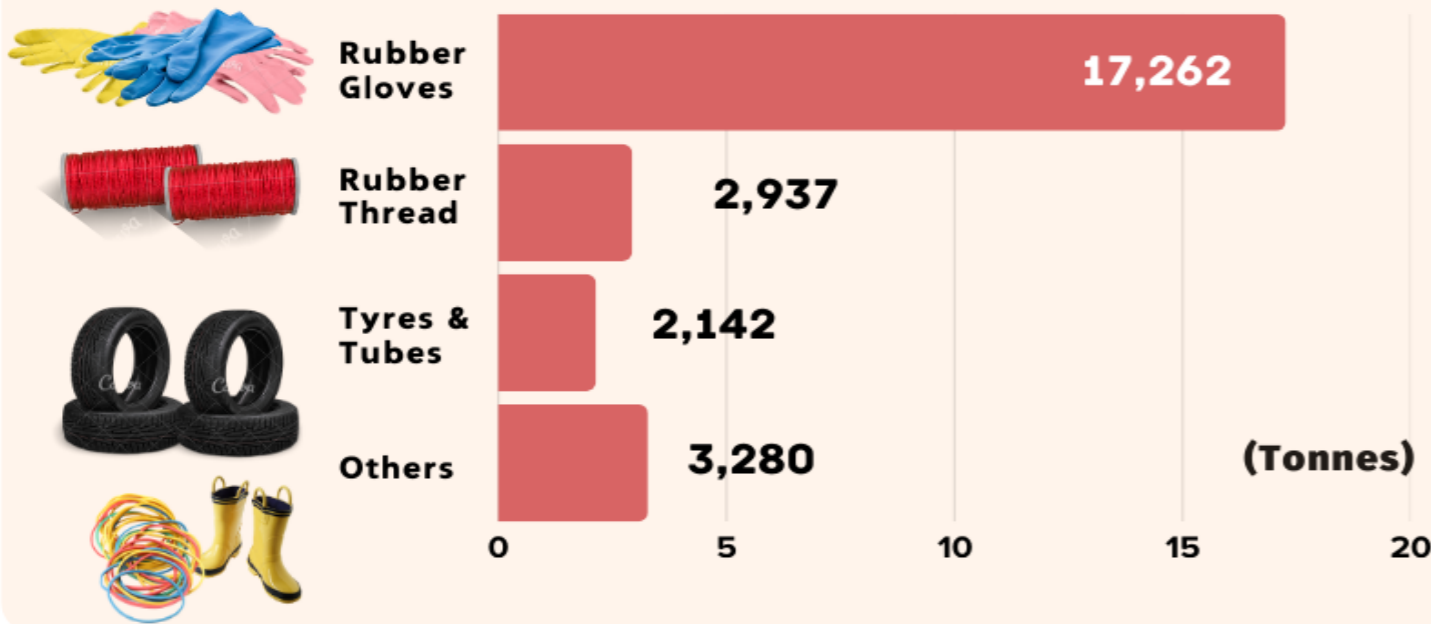
**Concentrated Latex**  
NOVEMBER 2025: 571.93  
OCTOBER 2025: 569.84

0.4%

### DOMESTIC CONSUMPTION

2.9%

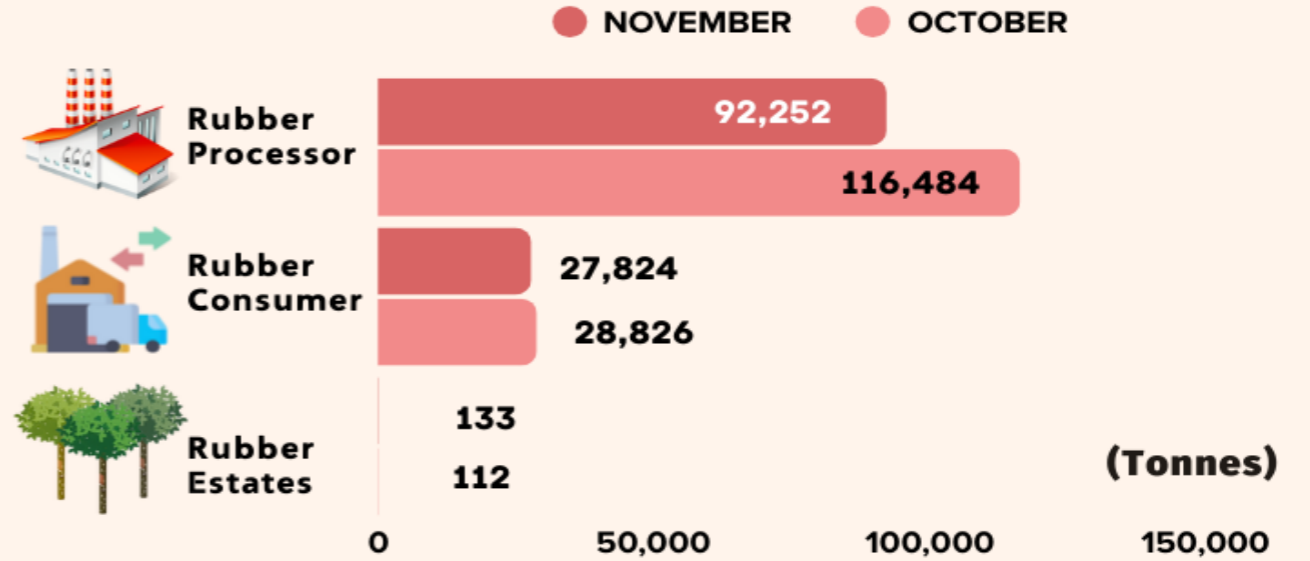
NOVEMBER 2025: 25,620<sup>P</sup> tonnes  
OCTOBER 2025: 24,890 tonnes



### STOCKS

-17.3%

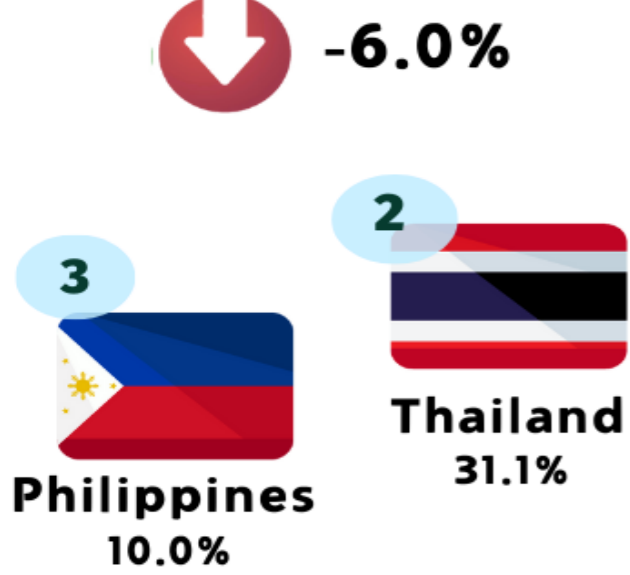
NOVEMBER 2025: 120,208<sup>P</sup> tonnes  
OCTOBER 2025: 145,422 tonnes



### IMPORTS

NOVEMBER 2025: 63,502<sup>P</sup> tonnes  
OCTOBER 2025: 67,558 tonnes

-6.0%



### EXPORTS

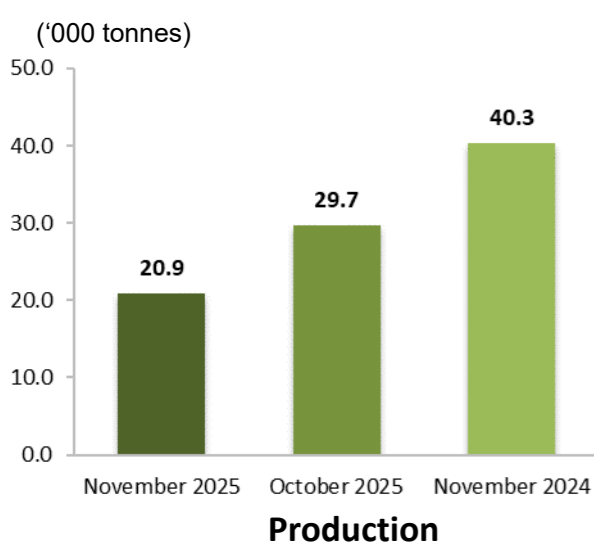
NOVEMBER 2025: 37,150<sup>P</sup> tonnes  
OCTOBER 2025: 52,932 tonnes

-29.8%

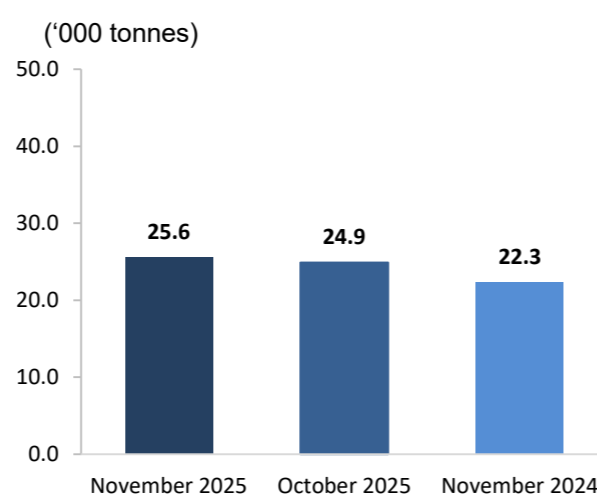


Note: change month on month : P = Preliminary : S.M.R = Standard Malaysian Rubber

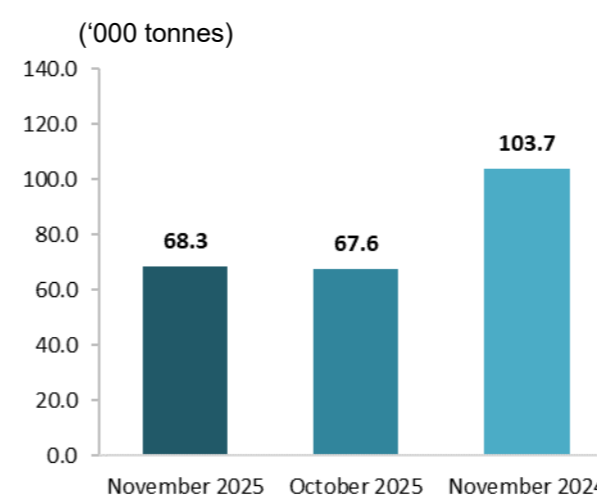
## PRINCIPAL STATISTICS OF RUBBER, MALAYSIA ('000 TONNES)



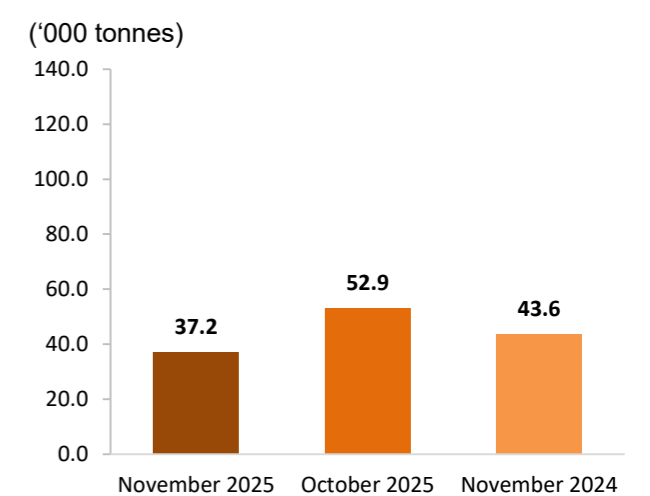
Production



Domestic Consumption



Import



Export

Source: Monthly Rubber Statistics November 2025, Department of Statistics Malaysia (DOSM)



@StatsMalaysia



## Malaysia natural rubber production decreased by 29.6 per cent in November 2025

- Natural Rubber (NR) production decreased by 29.6 per cent in November 2025 (20,891 tonnes) as compared to October 2025 (29,673 tonnes). Year-on-year comparison showed that the production of NR decreased by 48.2 per cent (November 2024: 40,341 tonnes). Production of NR in November 2025 for Malaysia was mainly contributed by smallholders (83.3%) as compared to estates (16.7%).
- Total stocks of NR in November 2025 decreased by 17.3 per cent to 120,208 tonnes as compared to 145,422 tonnes in October 2025. Rubber processors factory contributed 76.7 per cent of the stocks followed by rubber consumers factory (23.1%) and rubber estates (0.1%).
- Exports of Malaysia's NR amounted to 37,150 tonnes in November 2025, decreased 29.8 per cent as against October 2025 (52,932 tonnes). P.R. China remained as the main destination for NR exports which accounted 50.8 per cent of total exports in November 2025 followed by Germany (15.1%), the United Arab Emirates (12.5%), the United States of America (5.7%) and Turkiye (2.2%).
- The average monthly price showed that Concentrated Latex recorded an increase of 0.4 per cent (November 2025: 571.93 sen per kg; October 2025: 569.84 sen per kg) while Scrap decreased by 1.8 per cent (November 2025: 589.83 sen per kg; October 2025: 600.44 sen per kg). Trend of prices for all Standard Malaysian Rubber (S.M.R) was decreased 1.7 per cent and increased 0.2 per cent.

