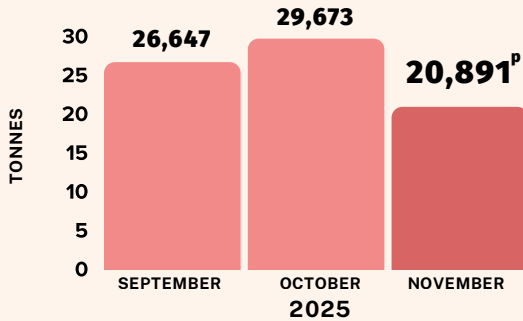





MONTHLY RUBBER STATISTICS, NOVEMBER 2025

PRODUCTION of NATURAL RUBBER

-29.6%



AVERAGE PRICE (cent/kg)



S.M.R. 20
NOVEMBER 2025: 725.93
OCTOBER 2025: 738.80

-1.7%



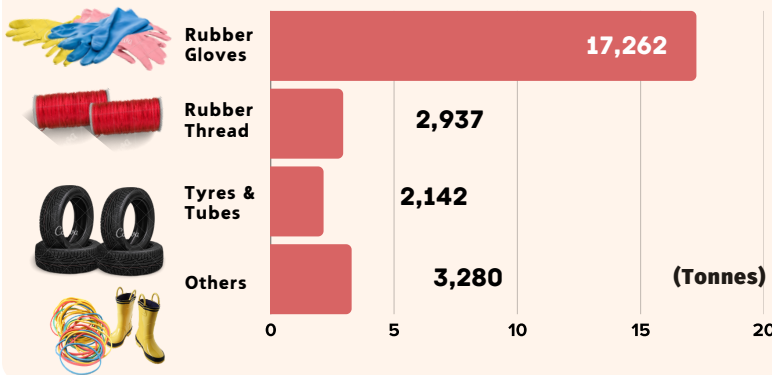
Concentrated Latex
NOVEMBER 2025: 571.93
OCTOBER 2025: 569.84

0.4%

DOMESTIC CONSUMPTION

2.9%

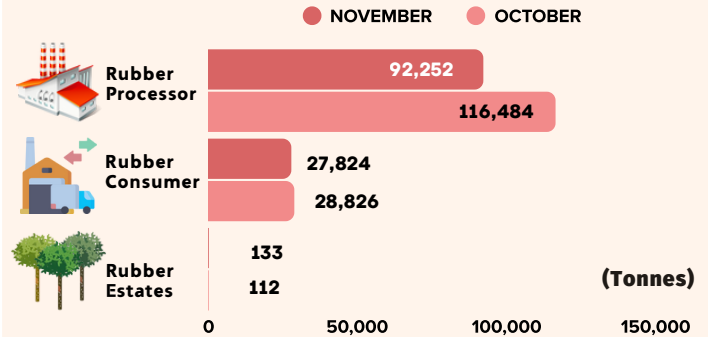
NOVEMBER 2025: 25,620^P tonnes
OCTOBER 2025: 24,890 tonnes



STOCKS

-17.3%

NOVEMBER 2025: 120,208^P tonnes
OCTOBER 2025: 145,422 tonnes



IMPORTS

NOVEMBER 2025: 63,502^P tonnes
OCTOBER 2025: 67,558 tonnes

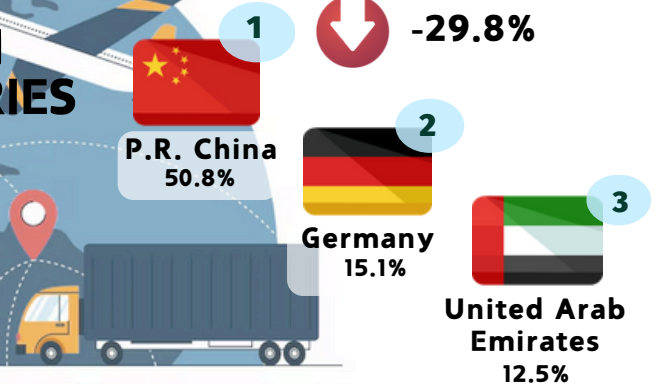
-6.0%



EXPORTS

NOVEMBER 2025: 37,150^P tonnes
OCTOBER 2025: 52,932 tonnes

-29.8%



MAIN COUNTRIES

Note : change month on month : P = Preliminary : S.M.R = Standard Malaysian Rubber

Source : Monthly Rubber Statistics November 2025, Department of Statistics Malaysia (DOSM)

