



MINISTRY OF ECONOMY
DEPARTMENT OF STATISTICS MALAYSIA

BUILDING MATERIALS COST INDEX, DECEMBER 2025

SELECTED MATERIALS AND AREAS FOR THE UNIT PRICE INDEX OF BUILDING MATERIALS

The unit price index of steel recorded a slight increase between 0.1 per cent to 1.0 per cent in December 2025

STEEL

MIRI	KOTA KINABALU	PAHANG	PERAK
Dec 2024: 92.8	Dec 2024: 96.0	Dec 2024: 101.8	Dec 2024: 91.0
Nov 2025: 88.8	Nov 2025: 90.0	Nov 2025: 95.2	Nov 2025: 91.6
Dec 2025: 88.8	Dec 2025: 89.8	Dec 2025: 96.1	Dec 2025: 91.7
YoY% : ▼ 4.3	YoY% : ▼ 6.5	YoY% : ▼ 5.5	YoY% : ▲ 0.7
MoM% : 0.0	MoM% : ▼ 0.2	MoM% : ▲ 1.0	MoM% : ▲ 0.1

STEEL AND METAL SECTION

MIRI	SANDAKAN	PERAK	KUCHING
Dec 2024: 93.1	Dec 2024: 96.9	Dec 2024: 87.2	Dec 2024: 90.0
Nov 2025: 85.7	Nov 2025: 90.9	Nov 2025: 82.9	Nov 2025: 88.2
Dec 2025: 86.6	Dec 2025: 90.9	Dec 2025: 83.0	Dec 2025: 89.0
YoY% : ▼ 7.0	YoY% : ▼ 6.2	YoY% : ▼ 4.8	YoY% : ▼ 1.0
MoM% : ▲ 1.0	MoM% : 0.0	MoM% : ▲ 0.1	MoM% : ▲ 1.0

CEMENT

JOHOR	KOTA KINABALU	MIRI	SANDAKAN
Dec 2024: 106.6	Dec 2024: 102.8	Dec 2024: 100.0	Dec 2024: 102.4
Nov 2025: 109.0	Nov 2025: 103.9	Nov 2025: 102.0	Nov 2025: 105.9
Dec 2025: 109.0	Dec 2025: 104.9	Dec 2025: 102.9	Dec 2025: 107.5
YoY% : ▲ 2.3	YoY% : ▲ 2.0	YoY% : ▲ 2.9	YoY% : ▲ 5.0
MoM% : 0.0	MoM% : ▲ 1.0	MoM% : ▲ 1.0	MoM% : ▲ 1.5


Notes:

- The average price of building materials refers to the price of building materials that are available in the selected outlet.
- YoY (Change year-on-year) | MoM (Change month-on-month)

THE AVERAGE PRICE OF SELECTED BUILDING MATERIALS, MALAYSIA

The average price of Ordinary Portland cement showed an increase 0.8 per cent in December 2025


MYCON 60 HIGH TENSILE DEFORMED BARS

	RM 3,288.63 RM / ton metric	YoY : ▼ 2.9% MoM : 0.0%
---	--------------------------------	----------------------------


MILD STEEL ROUND BARS

	RM 3,733.04 RM / ton metric	YoY : ▼ 1.4% MoM : ▲ 0.2%
---	--------------------------------	------------------------------


CEMENT (ORDINARY PORTLAND)

	RM 24.55 RM / 50 kg bag	YoY : ▲ 5.6% MoM : ▲ 0.8%
---	----------------------------	------------------------------

SAND

	RM 52.56 RM / ton metric	YoY : ▲ 4.3% MoM : ▲ 1.6%
---	-----------------------------	------------------------------

AGGREGATES

	RM 48.11 RM / ton metric	YoY : ▲ 6.0% MoM : ▼ 0.1%
---	-----------------------------	------------------------------

Sources:

- Special Release 1 (For Civil Engineering Works) and;
 - Special Release 2 (For Building and Structural Works)
- Department of Statistics Malaysia (DOSM)



@StatsMalaysia


B/26
BANCI EKONOMI 2026
DATA NADI EKONOMI RAKYAT

MALAYSIA MADANI
kesejahteraan

ODIN
2024-2025
OPEN DATA INVENTORY
MALAYSIA
NUMBER ONE
IN THE WORLD

20 OCTOBER
2025
STATISTIK NEGARA

SUSTAINABLE
DEVELOPMENT
GOALS
MALAYSIA
2016 - 2030



KEMENTERIAN EKONOMI
JABATAN PERANGKAIAN MALAYSIA

INDEKS KOS BAHAN BINAAN, DISEMBER 2025

BAHAN DAN KAWASAN TERPILIH BAGI INDEKS HARGA SEUNIT BAHAN BINAAN

Indeks harga seunit besi mencatatkan peningkatan kecil antara 0.1 peratus hingga 1.0 peratus pada Disember 2025

BESI

MIRI	KOTA KINABALU	PAHANG	PERAK
Dis 2024: 92.8	Dis 2024: 96.0	Dis 2024: 101.8	Dis 2024: 91.0
Nov 2025: 88.8	Nov 2025: 90.0	Nov 2025: 95.2	Nov 2025: 91.6
Dis 2025: 88.8	Dis 2025: 89.8	Dis 2025: 96.1	Dis 2025: 91.7
YoY% : ▼ 4.3	YoY% : ▼ 6.5	YoY% : ▼ 5.5	YoY% : ▲ 0.7
MoM% : 0.0	MoM% : ▼ 0.2	MoM% : ▲ 1.0	MoM% : ▲ 0.1

KERATAN KELULI & LOGAM

MIRI	SANDAKAN	PERAK	KUCHING
Dis 2024: 93.1	Dis 2024: 96.9	Dis 2024: 87.2	Dis 2024: 90.0
Nov 2025: 85.7	Nov 2025: 90.9	Nov 2025: 82.9	Nov 2025: 88.2
Dis 2025: 86.6	Dis 2025: 90.9	Dis 2025: 83.0	Dis 2025: 89.0
YoY% : ▼ 7.0	YoY% : ▼ 6.2	YoY% : ▼ 4.8	YoY% : ▼ 1.0
MoM% : ▲ 1.0	MoM% : 0.0	MoM% : ▲ 0.1	MoM% : ▲ 1.0

SIMEN

JOHOR	KOTA KINABALU	MIRI	SANDAKAN
Dis 2024: 106.6	Dis 2024: 102.8	Dis 2024: 100.0	Dis 2024: 102.4
Nov 2025: 109.0	Nov 2025: 103.9	Nov 2025: 102.0	Nov 2025: 105.9
Dis 2025: 109.0	Dis 2025: 104.9	Dis 2025: 102.9	Dis 2025: 107.5
YoY% : ▲ 2.3	YoY% : ▲ 2.0	YoY% : ▲ 2.9	YoY% : ▲ 5.0
MoM% : 0.0	MoM% : ▲ 1.0	MoM% : ▲ 1.0	MoM% : ▲ 1.5

Nota:

- Harga purata bahan binaan yang dinyatakan merujuk kepada harga bahan binaan yang terdapat di outlet yang terpilih.
- YoY (Perubahan tahun ke tahun) | MoM (Perubahan bulan ke bulan)

PURATA HARGA BAHAN BINAAN TERPILIH, MALAYSIA

Purata harga simen Ordinary Portland mencatatkan peningkatan 0.8 peratus pada Disember 2025

MYCON 60 HIGH TENSILE DEFORMED BARS

	RM 3,288.63 RM / metrik ton	YoY : ▼ 2.9%	MoM : 0.0%
---	--------------------------------	--------------	------------


BAR BULAT KELULI LEMBUT

	RM 3,733.04 RM / metrik ton	YoY : ▼ 1.4%	MoM : ▲ 0.2%
---	--------------------------------	--------------	--------------


SIMEN (ORDINARY PORTLAND)

	RM 24.55 RM / 50 kg bag	YoY : ▲ 5.6%	MoM : ▲ 0.8%
---	----------------------------	--------------	--------------

PASIR

	RM 52.56 RM / metrik ton	YoY : ▲ 4.3%	MoM : ▲ 1.6%
---	-----------------------------	--------------	--------------

BATU BAUR

	RM 48.11 RM / metrik ton	YoY : ▲ 6.0%	MoM : ▼ 0.1%
---	-----------------------------	--------------	--------------

Sumber:

- Siaran Khas 1 (Untuk Kerja-kerja Kejuruteraan Awam) dan;
- Siaran Khas 2 (Untuk Kerja-kerja Pembinaan Bangunan dan Struktur)
Jabatan Perangkaan Malaysia (DOSM)

