

9.10
million jobs
in economic sector



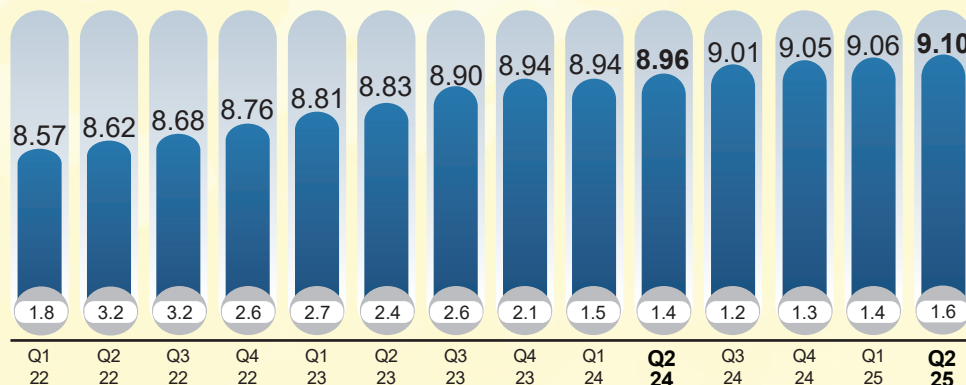
97.9%



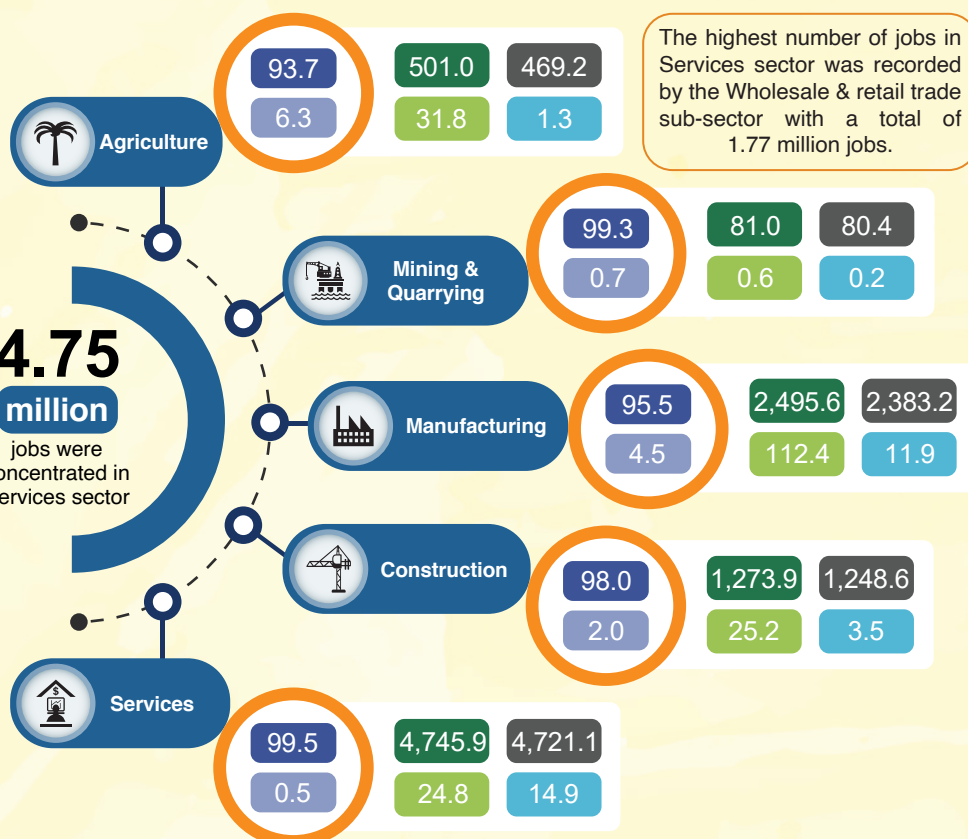
2.1%

Year-on-year change (%)

Year-on-year change (%)



Total jobs increased 1.6 per cent or equivalent to **142.2 thousand** year-on-year.

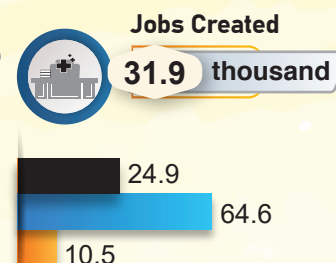
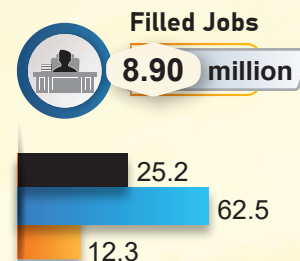



The highest number of jobs in Services sector was recorded by the Wholesale & retail trade sub-sector with a total of 1.77 million jobs.

62.4%

of jobs were in
semi-skilled category

The semi-skilled category contributed the largest share of jobs with 62.4 per cent or equivalent to 5.67 million jobs.

 Rate of Vacancies (%) Low-skilled (%) Jobs Created

Jobs created in an organisation which were not previously available, including newly created service schemes, jobs created for the promotion of existing employees and increase in the numbers of jobs from the existing structure.

Source: Employment Statistics, Second Quarter of 2025, Department of Statistics Malaysia (DOSM)

