



## **MEDIA STATEMENT**

MINISTRY OF ECONOMY  
DEPARTMENT OF STATISTICS MALAYSIA

Block C6 & C7, Complex C,  
Federal Government Administrative Centre, Precinct 1,  
62514 Federal Territory of Putrajaya  
Telephone : 03 - 8090 4681

### **LABOUR FORCE STATISTICS, MALAYSIA, MAY 2025**

---

***The number of unemployed declined further in May 2025, recording 522.4 thousand persons, with an unemployment rate of 3.0 per cent***

**PUTRAJAYA, JULY 10, 2025** – The number of unemployed declined further in May 2025, recording 522.4 thousand persons, with an unemployment rate of 3.0 per cent, the Department of Statistics Malaysia (DOSM) reported today in the release on **Statistics of the Labour Force, Malaysia, May 2025**. The statistics described the labour supply situation based on the Labour Force Survey conducted by DOSM.

Explaining the overall performance for May 2025, Dato' Sri Dr. Mohd Uzir Mahidin, the Chief Statistician Malaysia said, "The country's labour market in May 2025 portrayed resilience and strong adaptability to global economic and technological changes. The continued decrease in unemployment, alongside a rise in employment, reflects Malaysia's positive and encouraging economic performance. Consequently, the labour force continued on an upward trend in May 2025, with a month-on-month rise of 0.2 per cent, registering 17.38 million persons (April 2025: 17.34 million persons). The labour force participation rate remained unchanged at 70.8 per cent, the same as in the previous month."

The total number of employed persons continued to increase in May 2025, rising by 0.3 per cent to 16.86 million persons from 16.82 million persons recorded in April 2025. At the same time, the number of unemployed persons declined further by 0.7 per cent to 522.4 thousand persons, compared to 525.9 thousand unemployed in the previous month. The unemployment rate during the month remained at 3.0 per cent as in April 2025.

In his remarks on the latest employment trends, the Chief Statistician Malaysia highlighted that the employees' category constituted 75.1 per cent of the total employed persons. This category recorded a growth of 0.2 per cent to reach

12.66 million persons in May 2025, compared to 12.63 million in the preceding month. Likewise, the number of own-account workers registered an increase of 0.5 per cent to 3.18 million persons as compared to 3.16 million in April 2025.

Looking at the performance of employment by economic sectors, the number of employed persons in the Services sector showed a consistent upward trend, particularly in Accommodation and food & beverage services; Wholesale and retail trade; and Transportation & storage activities. On the same note, the Manufacturing, Construction, Agriculture, and Mining & quarrying sectors also recorded an increasing number of employed persons during the month.

Commenting further on the unemployment situation in May 2025, Dato' Sri Dr. Mohd Uzir Mahidin also explained that those who were available for work and were actively seeking jobs, or the actively unemployed, encompassed 79.7 per cent of the total unemployed. During the month, the number of actively unemployed declined by 0.5 per cent to 416.4 thousand persons (April 2025: 418.6 thousand persons). By duration of unemployment among the actively unemployed, 64.4 per cent comprised those unemployed for less than three months, while 5.1 per cent were in long-term unemployment for more than a year. The inactively unemployed, or those who believed there were no jobs available, also decreased by 1.2 per cent, recording 106.0 thousand persons as compared to last month (April 2025: 107.2 thousand persons).

The unemployment rate for youth aged 15 to 24 years declined to 10.2 per cent in May 2025, with 297.7 thousand unemployed youths (April 2025: 298.3 thousand persons; 10.3%). For youth aged 15 to 30, the unemployment rate stood at 6.2 per cent, registering 399.0 thousand unemployed youths (April 2025: 400.6 thousand persons).

The number of persons outside the labour force increased by 0.1 per cent to 7.18 million persons in May 2025 as compared to 7.17 million persons in April 2025. The largest share of those outside the labour force was attributed to housework/ family responsibilities at 43.7 per cent, followed by those engaged in schooling/ training with 41.0 per cent.

Concluding the statement, the country's labour market is expected to continue expanding and remain resilient in the forthcoming months, supported by government policies, macroeconomic stability, and investments in human capital. Despite ongoing global challenges, strong domestic fundamentals and sustained investment in human capital help maintain the stability and steady performance of the labour market.

ASEAN-Malaysia 2025 Chairmanship: The Department of Statistics Malaysia (DOSM) will chair the 15<sup>th</sup> ASEAN Community Statistical System Committee (ACSS15) which aims to strengthen the statistical cooperation towards sustainable regional

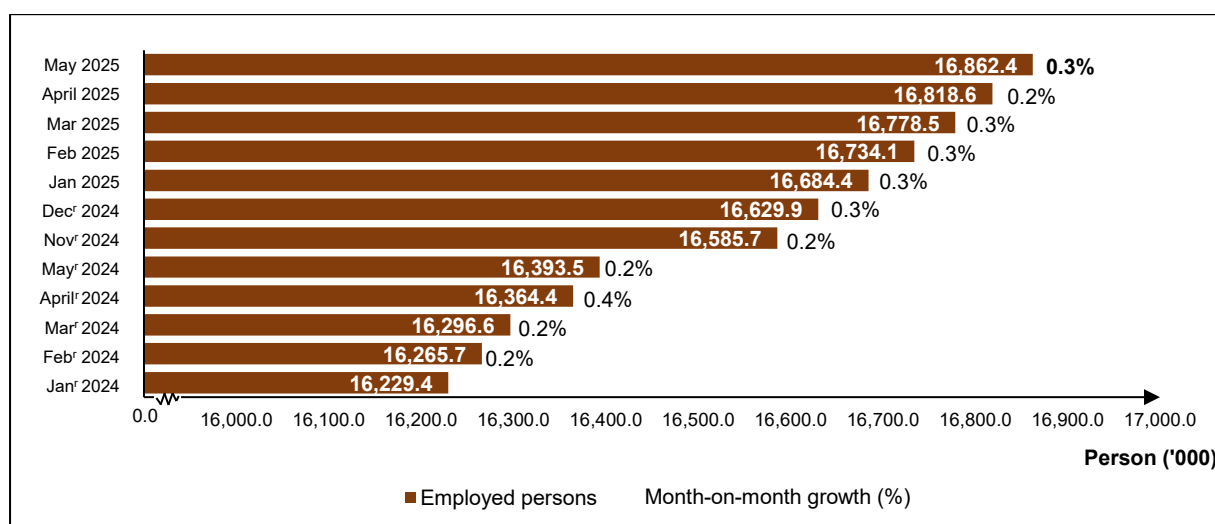
development.

Malaysia, for the first time, ranked as number one (1) globally in the biennial Open Data Inventory (ODIN) 2024/25 report released by Open Data Watch (ODW), surpassing 198 other countries. This achievement marks a significant leap from its 67th position in the ODIN 2022/23 assessment.

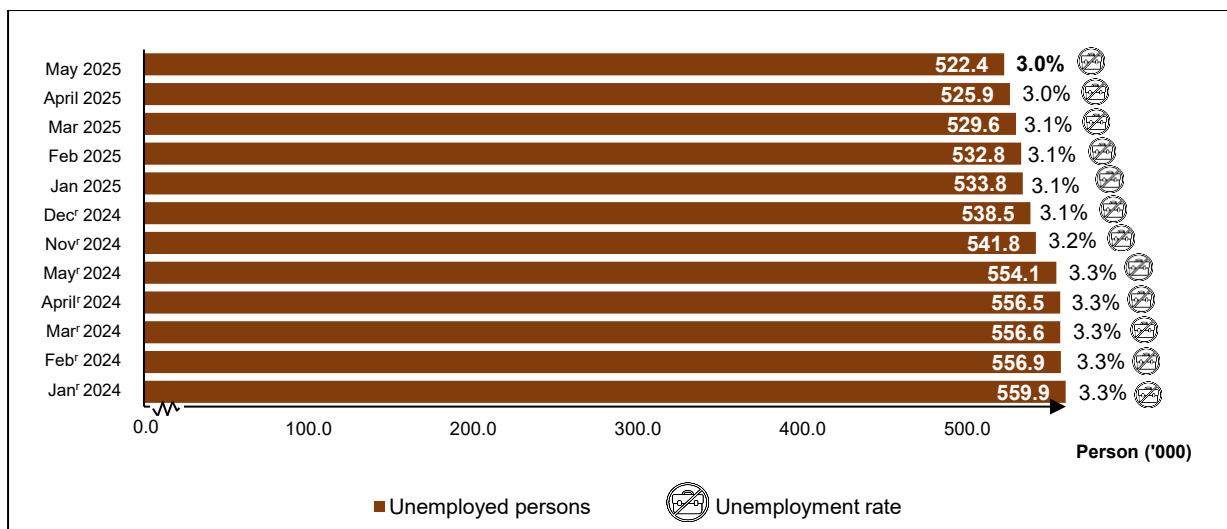
The Government of Malaysia has declared October 20<sup>th</sup> as National Statistics Day (MyStats Day), with the theme 'Statistics is the Essence of Life'. Meanwhile, the Fourth World Statistics Day will be celebrated on 20<sup>th</sup> October 2025, with the theme 'Driving Change with Quality Statistics and Data for Everyone'.

OpenDOSM NextGen is a medium that provides data catalogue and visualisations to facilitate users' analysis and can be accessed through <https://open.dosm.gov.my>.

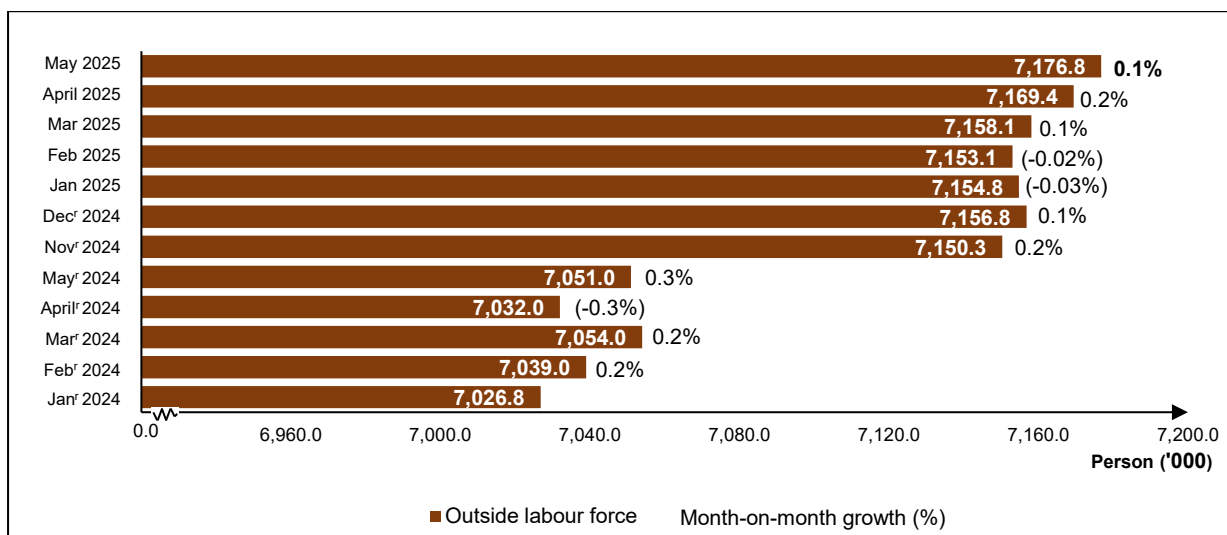
**Chart 1:** Employed persons, Malaysia, January<sup>r</sup> - May<sup>r</sup>, November<sup>r</sup> - December<sup>r</sup> 2024, and January - May 2025



**Chart 2: Unemployment, Malaysia, January<sup>r</sup> - May<sup>r</sup>, November<sup>r</sup> - December<sup>r</sup> 2024, and January - May 2025**



**Chart 3: Outside labour force, Malaysia, January<sup>r</sup> - May<sup>r</sup>, November<sup>r</sup> - December<sup>r</sup> 2024, and January - May 2025**



Note:<sup>r</sup> Revision based on the current population estimates from the Population and Housing Census of Malaysia 2020

Released by:

**THE OFFICE OF CHIEF STATISTICIAN MALAYSIA**

**DEPARTMENT OF STATISTICS MALAYSIA**

**10<sup>th</sup> JULY 2025**