

LABOUR FORCE MALAYSIA, MAY 2025

May's unemployed further decreased to 522.4 thousand persons, recording the unemployment rate of **3.0 per cent**

UNEMPLOYMENT

MAY 2025

The number of unemployed persons

Unemployment rate

522.4 thousand

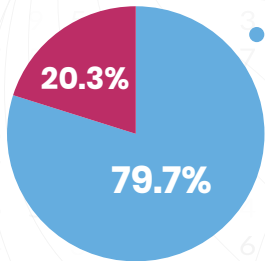
3.0%

May's unemployment rate remained at 3.0 per cent as recorded last month

MAY '2024 554.1 thousand
APR 2025 525.9 thousand

MAY '2024 3.3%
APR 2025 3.0%

Unemployment by category



● **MAY 2025 : 416.4** thousand

APR 2025 : 418.6 thousand

MAY '2024 : 440.5 thousand

▼5.5%
▼0.5%

● **MAY 2025 : 106.0** thousand

APR 2025 : 107.2 thousand

MAY '2024 : 113.6 thousand

▼6.7%
▼1.2%

EMPLOYED PERSONS

MAY 2025

The number of employed persons

Employment-to-population ratio

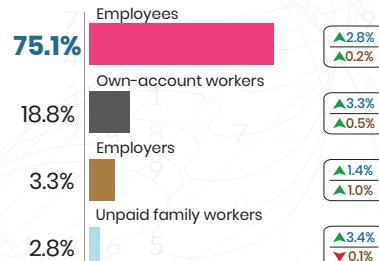
16.86 million

68.7%

MAY '2024 16.39 million
APR 2025 16.82 million

MAY '2024 68.3%
APR 2025 68.6%

Employed persons by status in employment



75.1 per cent of the total employed persons were in the **employees' category**

LABOUR FORCE

Labour Force

17.38 million

MAY 2025

Labour Force Participation Rate

70.8%

MAY '2024 16.95 million
APR 2025 17.34 million

MAY '2024 70.6%
APR 2025 70.8%

70.8%

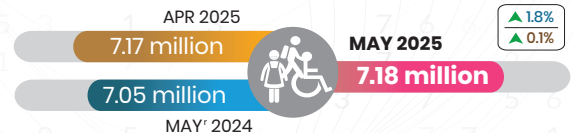
The labour force participation rate during the month was unchanged at 70.8 per cent as in the previous month

LFPR by sex

Male **83.3%**

Female **56.4%**

OUTSIDE LABOUR FORCE



Housework/ family responsibilities were the largest component of the outside labour force

Housework/ family responsibilities **43.7%**

Schooling/ training **41.0%**

Note:

Percentage change (year-on-year)
Percentage change (month-on-month)
Percentage point

Unchanged

Revision based on the current population estimates from the Population and Housing Census of Malaysia 2020

