

# LABOUR FORCE MALAYSIA, APRIL 2025

April's unemployment rate hits the lowest rate in a decade at **3.0 per cent**, with 525.9 thousand unemployed

## UNEMPLOYMENT

APRIL 2025

The number of unemployed persons

Unemployment rate

▼5.5%  
▼0.7%

**525.9** thousand

▼0.3pp  
▼0.1pp

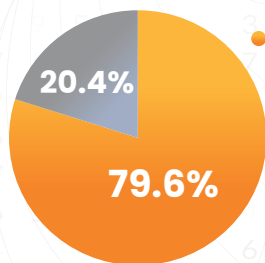
**3.0%**

April's unemployment rate fell to 3.0 per cent, the lowest rate in ten years

APR' 2024 556.5 thousand  
MAR 2025 529.6 thousand

APR' 2024 3.3%  
MAR 2025 3.1%

## Unemployment by category



● Actively unemployed ● Inactively unemployed

● **APR 2025 : 418.6** thousand

MAR 2025 : 420.7 thousand

APR' 2024 : 442.7 thousand

▼5.4%  
▼0.5%

● **APR 2025 : 107.2** thousand

MAR 2025 : 108.9 thousand

APR' 2024 : 113.8 thousand

▼5.8%  
▼1.5%

## EMPLOYED PERSONS

APRIL 2025

The number of employed persons

Employment-to-population ratio

▲2.8%  
▲0.2%

**16.82** million

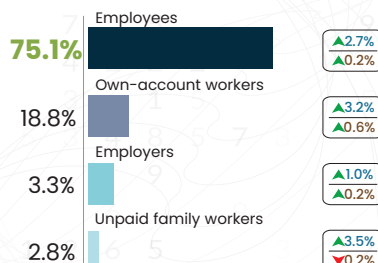
▲0.3pp  
↔0.0pp

**68.6%**

APR' 2024 16.36 million  
MAR 2025 16.78 million

APR' 2024 68.3%  
MAR 2025 68.6%

## Employed persons by status in employment



**The employees' category constituted 75.1 per cent of the total employed persons in April 2025**

## LABOUR FORCE

Labour Force

**17.34** million

APRIL 2025

Labour Force Participation Rate

**70.8%**

▲2.5%  
▲0.2%

▲0.2pp  
▲0.1pp

APR' 2024 16.92 million  
MAR 2025 17.31 million

APR' 2024 70.6%  
MAR 2025 70.7%



## LFPR by sex




Male  
**83.3%**



Female  
**56.4%**

A higher labour force participation rate was recorded during the month at 70.8 per cent

## OUTSIDE LABOUR FORCE



The main reason for being outside the labour force was due to housework/ family responsibilities



Housework/ family responsibilities

**43.7%**



Schooling/ training

**41.1%**

Note :



Percentage change (year-on-year)



Percentage change (month-on-month)



Percentage point



Unchanged



Revision based on the current population estimates from the Population and Housing Census of Malaysia 2020

