



MINISTRY OF ECONOMY
DEPARTMENT OF STATISTICS MALAYSIA

LABOUR PRODUCTIVITY FIRST QUARTER 2025

LABOUR PRODUCTIVITY VALUE ADDED PER HOUR WORKED

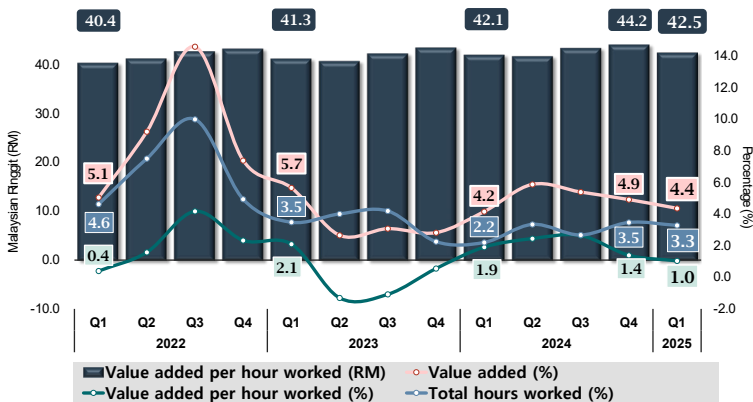
Labour productivity per hour worked in Q1 2025 increased **1.0%** with value added per hour worked at **RM42.5** per hour.



TOTAL HOURS WORKED (MILLION HOURS)

Q1 2025: 9,764 | 3.3%

Q4 2024: 9,747 | 3.5%



LABOUR PRODUCTIVITY VALUE ADDED PER EMPLOYMENT

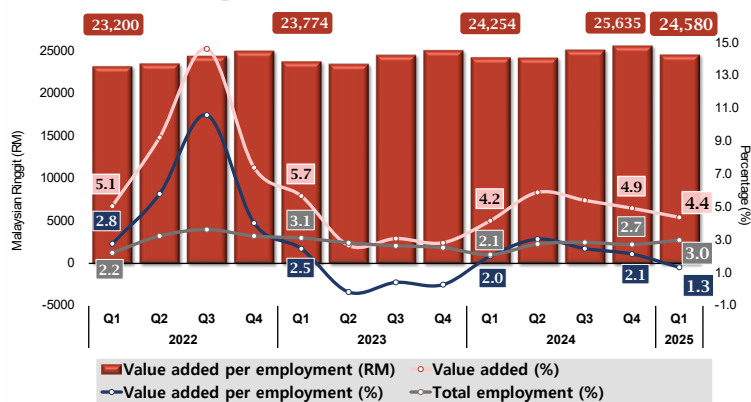
Labour productivity per employment in Q1 2025 increased **1.3%** with value added per employment at **RM24,580** per person.



TOTAL EMPLOYMENT ('000 PERSONS)

Q1 2025: 16,893 | 3.0%

Q4 2024: 16,793 | 2.7%

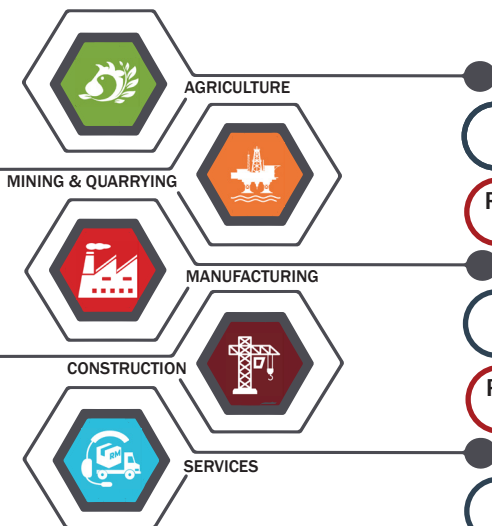


LABOUR PRODUCTIVITY BY SECTORS

Labour Productivity per Hour Worked

Labour Productivity per Employment

Q1 2025
Q4 2024



RM551.1 | -0.9%
RM550.9 | -2.4%

RM332,946 | -3.2%
RM341,522 | -1.1%

RM20.9 | 11.3%
RM20.5 | 18.7%

RM12,519 | 13.2%
RM12,275 | 19.7%

RM23.3 | 0.1%
RM25.1 | -1.9%

RM12,603 | 0.3%
RM13,686 | -1.9%

RM56.4 | 2.8%
RM58.2 | 2.2%

RM33,299 | 2.2%
RM34,712 | 2.8%

RM40.3 | 0.5%
RM41.9 | 0.9%

RM23,291 | 0.8%
RM24,298 | 1.8%

NEW PRIORITY SUBSECTORS

2024
RM39.3
RM96,928



PHARMACEUTICAL

2024
RM108.5
RM273,665



AUTOMOTIVE

2024
RM25.5
RM62,350



AEROSPACE

% Refers to the percentage change from corresponding quarter of the preceding year

SOURCE: LABOUR PRODUCTIVITY, FIRST QUARTER OF 2025, DEPARTMENT OF STATISTICS MALAYSIA (DOSM)



@StatsMalaysia

