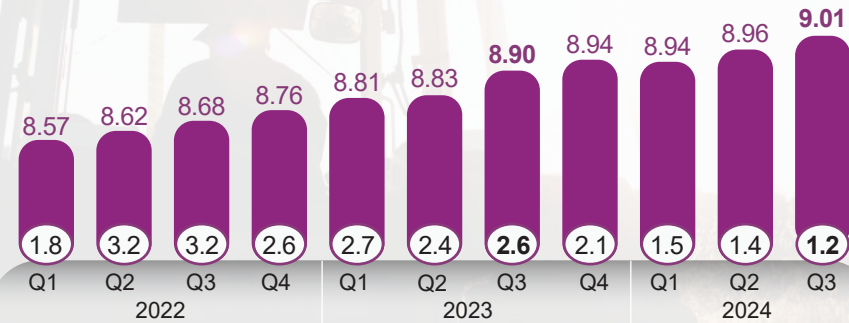


EMPLOYMENT STATISTICS,

THIRD QUARTER 2024

Jobs (million)
Year-on-year change (%)

Total jobs increased 1.2 per cent or equivalent to **109.2 thousand** year-on-year.



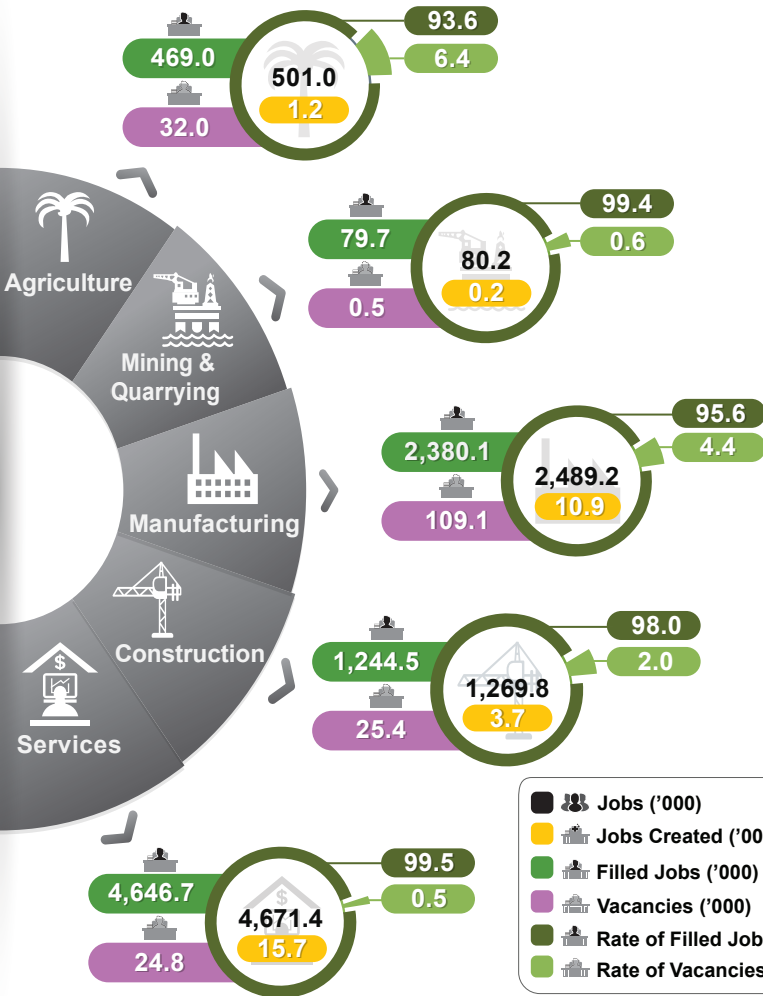
4.67 MILLION

JOBS WERE CONCENTRATED IN SERVICES SECTOR

The highest number of jobs in Services sector was recorded by the Wholesale & retail trade sub-sector with a total of 1.73 million jobs.

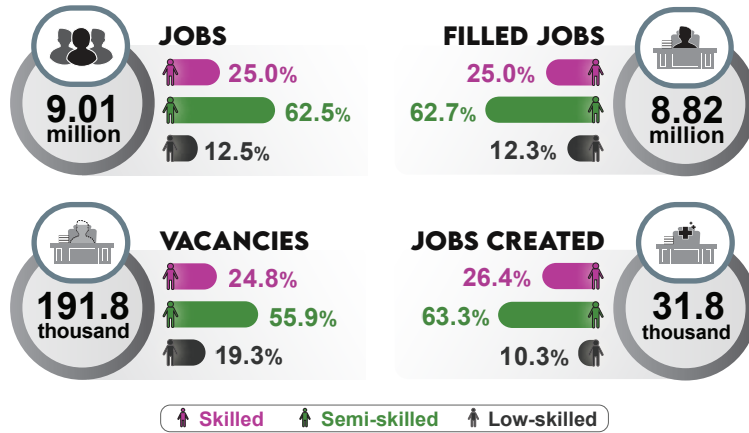
9.01 MILLION

JOBS IN ECONOMIC SECTOR



62.5% JOBS WERE IN SEMI-SKILLED CATEGORY

The semi-skilled category contributed the highest share of skills category with 62.5 per cent or equivalent to 5.63 million jobs.



Jobs ('000)
 Jobs Created ('000)
 Filled Jobs ('000)
 Vacancies ('000)
 Rate of Filled Jobs (%)
 Rate of Vacancies (%)

JOBS
Total labour which comprised of filled jobs and vacancies.

FILLED JOBS
Paid employees (full-time & part-time); and thus exclude individual proprietors and business partners, unpaid family workers & employees on unpaid leave.

VACANCIES
Unfilled jobs which are ready to be filled. Employers are actively seeking candidates including advertising vacancies, issuing notices and registering with employment agencies as well as conducting interviews to select candidates to fill in the vacancies.

JOBS CREATED
Jobs created in an organisation which were not previously available, including newly created service schemes, jobs created for the promotion of existing employees and increase in the numbers of jobs from the existing structure.