



LABOUR FORCE STATISTICS 2023

Malaysia's labour force in 2023 edged up by 3.8 per cent to register 16.37 million persons. The positive growth was contributed by a surge in the number of employed persons and a reduction in the number of unemployed. The unemployment rate decreased by 0.5 percentage points to 3.4 per cent with 553.4 thousand unemployed persons.

LABOUR FORCE

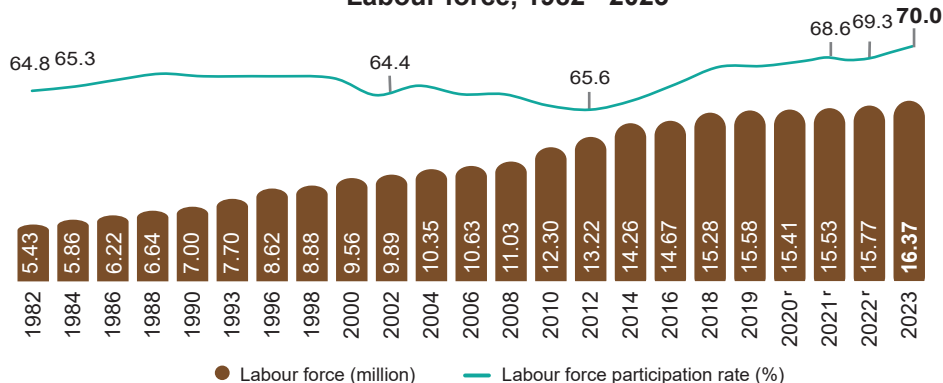


16.37 million

▲ 3.8%

2022^r : 15.77 million
2021^r : 15.53 million

Labour force, 1982 - 2023



LABOUR FORCE PARTICIPATION RATE

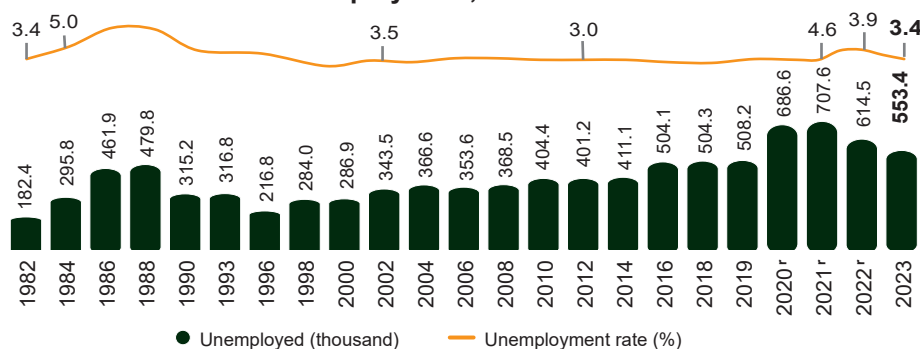
70.0%

2022^r : 69.3%
2021^r : 68.6%

▲ 0.7pp

UNEMPLOYED

Unemployment, 1982 - 2023



▼ 9.9%

553.4 thousand

2022^r : 614.5 thousand
2021^r : 707.6 thousand

UNEMPLOYMENT RATE

3.4%

2022^r : 3.9%
2021^r : 4.6%

▼ 0.5pp

EMPLOYED PERSON

15.81 million

2022^r : 15.16 million
2021^r : 14.83 million

▲ 4.3%

Percentage change (year-on-year)
Percentage point
Revision based on the current population estimates from Population and Housing Census 2020

OUTSIDE LABOUR FORCE

7.00 million

2022^r : 7.00 million
2021^r : 7.10 million

▼ 0.04%

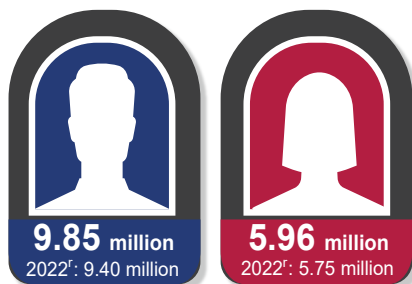


LABOUR FORCE STATISTICS 2023

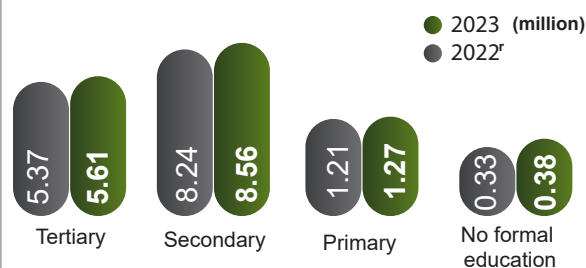
EMPLOYED PERSON

Employed person increased by 4.3 per cent to record 15.81 million persons

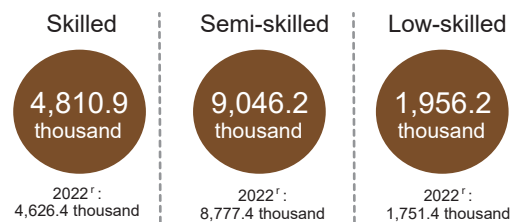
EMPLOYED



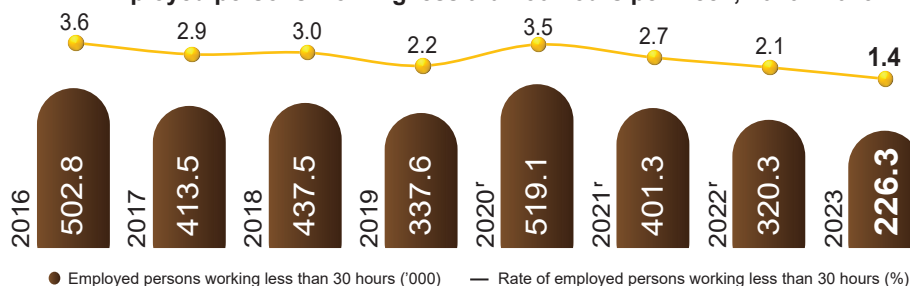
Employed person by educational attainment



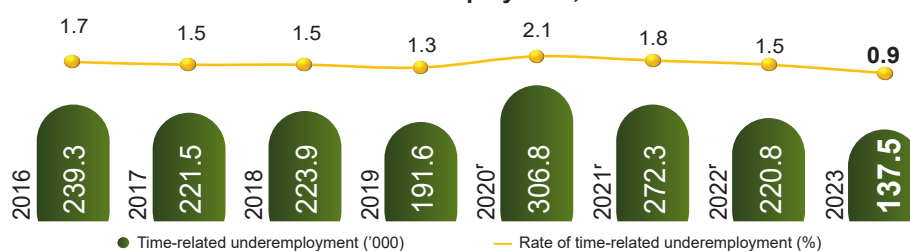
Employed person by skill level



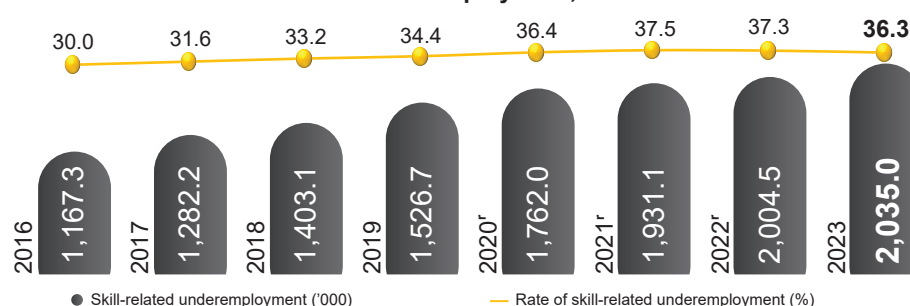
Employed persons working less than 30 hours per week, 2016 - 2023



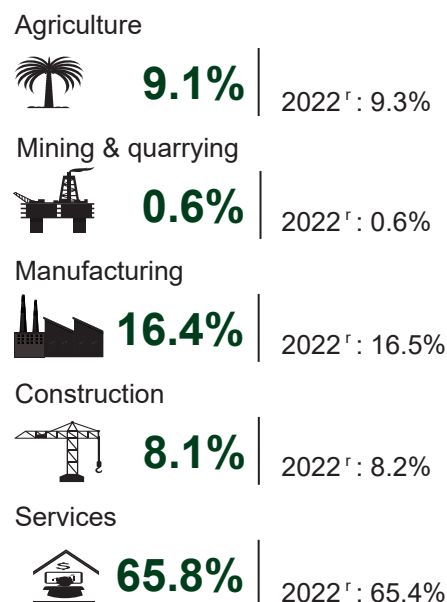
Time-related underemployment, 2016 - 2023




Skill-related underemployment, 2016 - 2023



* Employed person by sector



Employed person by status of employment



* Note : Figures in percentage of each sector refers to the percentage share of the total number of employed persons.

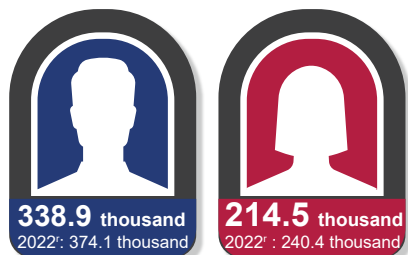


LABOUR FORCE STATISTICS 2023

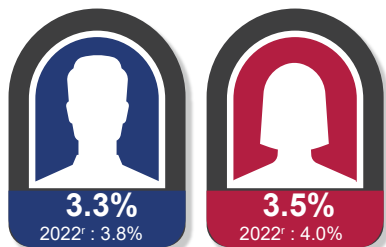
UNEMPLOYMENT

Unemployment rate in 2023 decreased to 3.4 per cent

UNEMPLOYED

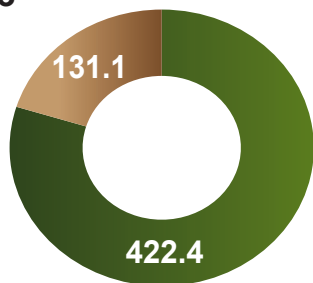


UNEMPLOYMENT RATE

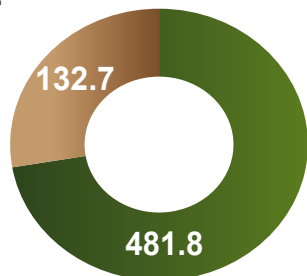


Unemployed category

2023 ('000)

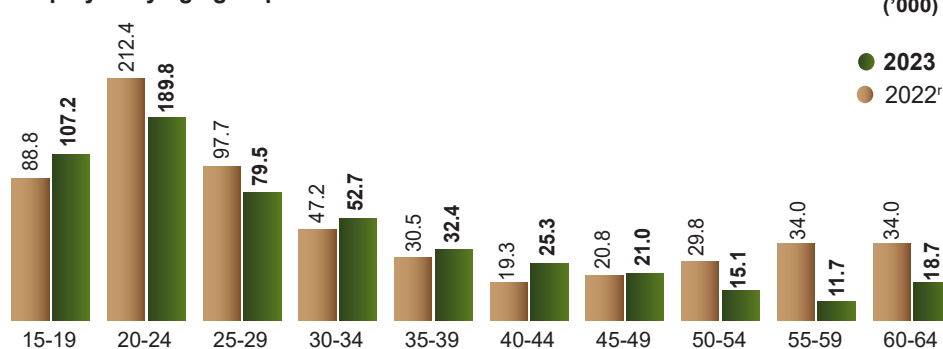


2022^r

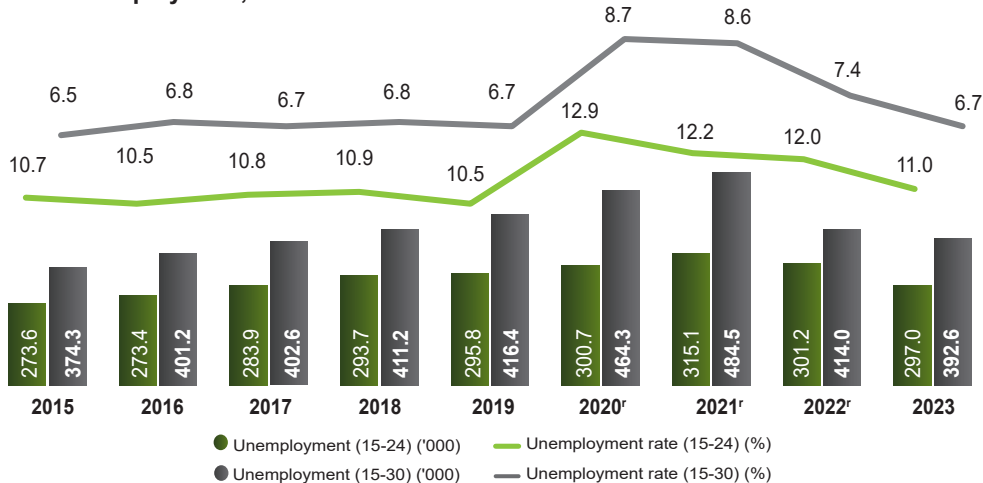


● Actively unemployed
● Inactively unemployed

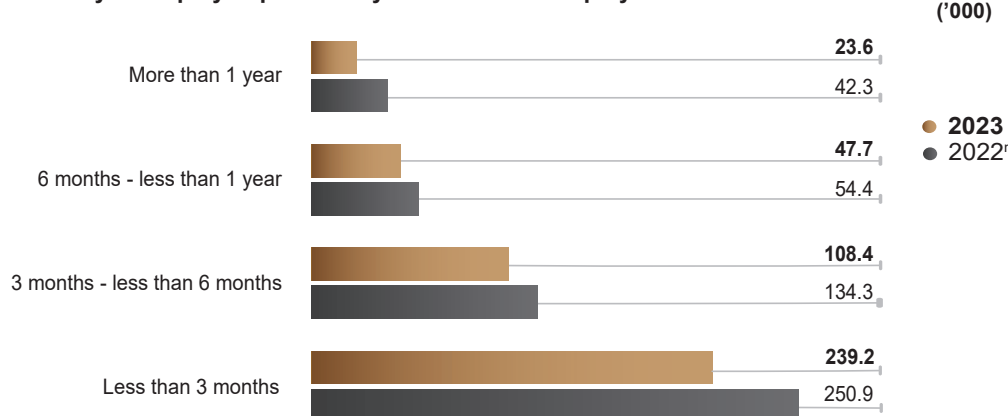
Unemployed by age group



Youth unemployment, 2015-2023



Actively unemployed persons by duration of unemployment






LABOUR FORCE STATISTICS 2023

OUTSIDE LABOUR FORCE

The major composition of the outside labour force by sex was female

OUTSIDE LABOUR FORCE



The main reason for the outside labour force was due to housework/ family responsibilities



Housework/ family responsibilities

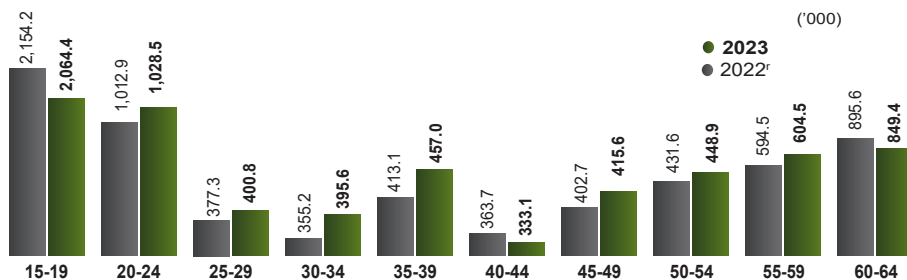
43.9%



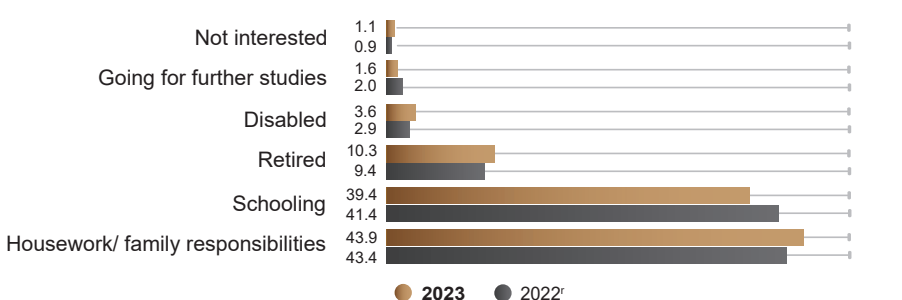
Schooling/ training

39.4%

Population of outside labour force by age group



Share of outside labour force by reasons for not seeking work



LABOUR FORCE PARTICIPATION RATE AND UNEMPLOYMENT RATE BY STATE

W.P. Putrajaya recorded the highest labour force participation rate of 78.6 per cent and registering the lowest unemployment rate with 0.8 per cent

