



MINISTRY OF ECONOMY  
DEPARTMENT OF STATISTICS MALAYSIA



# STATISTICS ON WOMEN EMPOWERMENT IN SELECTED DOMAINS, MALAYSIA 2023

MALAYSIA GENDER GAP INDEX (MGGI) 2022:

**0.694**

## ECONOMIC PARTICIPATION AND OPPORTUNITY

MGGI:  
**0.644**

### Labour Force Participation Rate (LFPR)



LFPR for  
**women was lower**  
than men

WOMEN **55.8%**  
MEN **81.9%**

### Estimate Earned Income



For every RM100 salaries &  
wages received by men,  
**women received RM66.67**

WOMEN **RM42,080**  
MEN **RM63,117**

### Legislators, Senior Officials and Manager



**Almost a quarter of total**  
Legislators, Senior Officials and  
Manager were women

WOMEN **24.6%**  
MEN **75.4%**

### Professional and Technical Workers



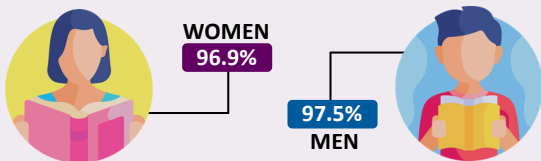
Percentage of women as  
Professional and Technical  
Workers were **less than** men

WOMEN **40.7%**  
MEN **59.3%**

## EDUCATIONAL ATTAINMENT

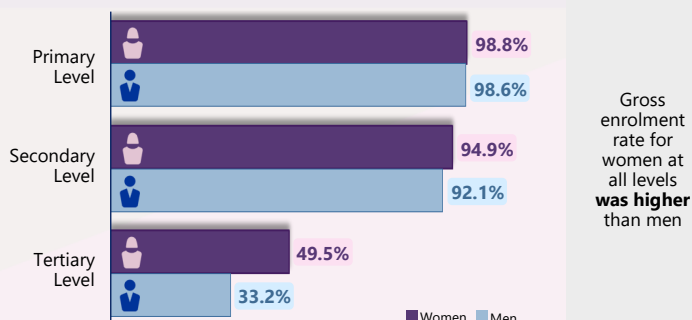
MGGI:  
**1.067**

### Literacy Rate (15-64 years)



The difference in literacy rate between men and women was  
**0.6 percentage point**

### Gross Enrolment Rate



## HEALTH AND SURVIVAL

MGGI:  
**0.961**



### Life Expectancy at Birth

WOMEN **76.4 years**  
MEN **71.5 years**

Women are expected to  
**live 4.9 years longer**  
than men


### Sex Ratio at Birth

There were **938 baby girls**  
for every **1,000 baby boys**



## POLITICAL EMPOWERMENT

MGGI:  
**0.102**



**Women in Parliament**  
**13.5 per cent** of elected Parliament  
were women

**Women in Ministerial Position**  
Percentage of women in ministerial position was  
**lower** as compared to men in 2022

WOMEN **17.9%**  
MEN **82.1%**

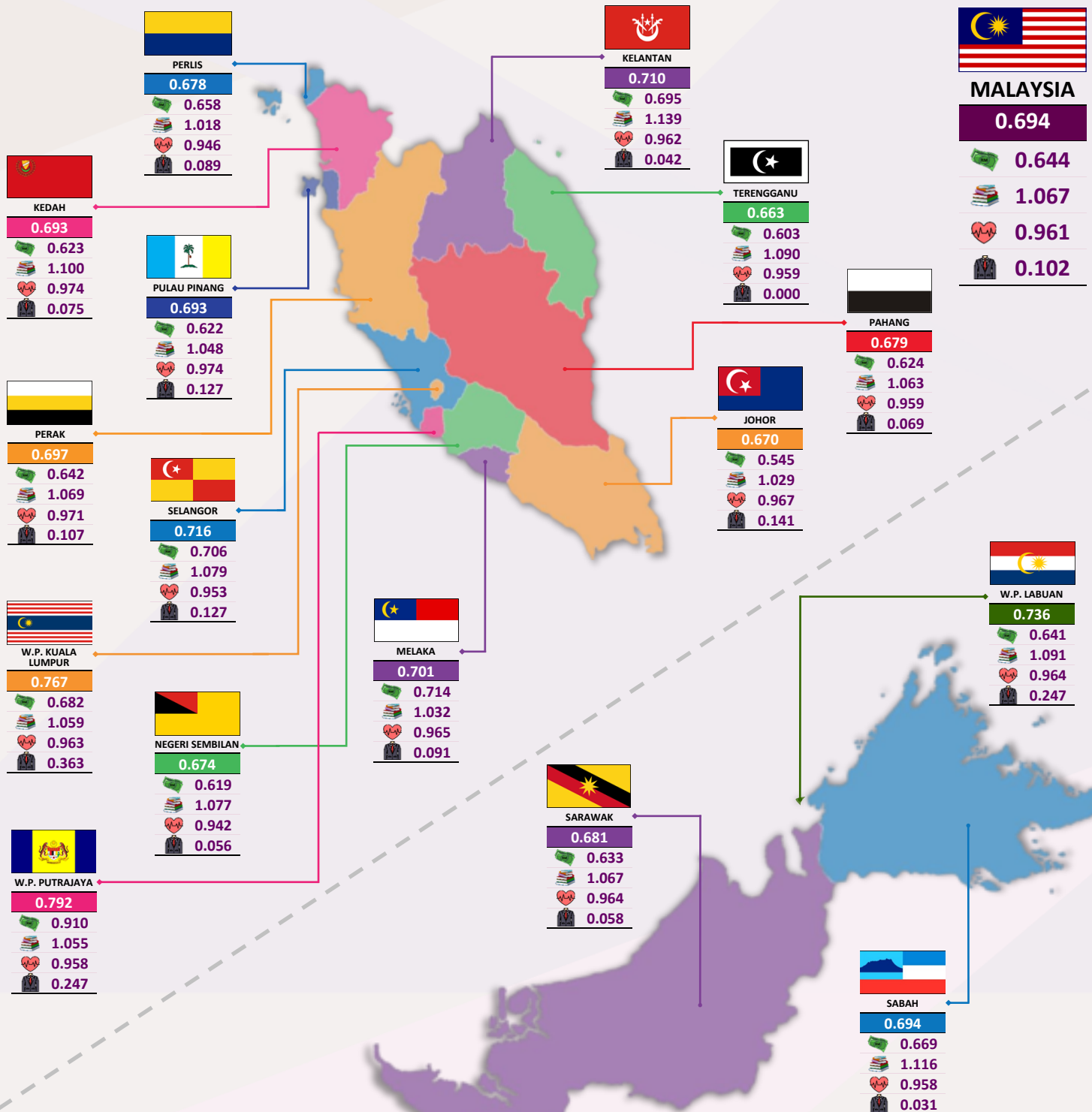
Notes: Data for Life Expectancy at Birth is preliminary data.



MINISTRY OF ECONOMY  
DEPARTMENT OF STATISTICS MALAYSIA



# MALAYSIA GENDER GAP INDEX (MGGI) 2022 BY STATE



## Notes:



Economic participation and opportunity



Education attainment



Health and survival



Political empowerment

## Abbreviation:

W.P. : Wilayah Persekutuan



MINISTRY OF ECONOMY  
DEPARTMENT OF STATISTICS MALAYSIA



# WOMEN AT A GLANCE 2022



**15.7 million** out of  
**32.7 million** population

## Women's Population by Age Group

**3.7 million**  
**23.5%**



**0-14 years**

**10.8 million**  
**68.7%**



**15-64 years**

**1.2 million**  
**7.8%**



**65+ years**

## \*Mean Monthly Salaries & Wages, 2022

**Mean:**  
**RM3,140**

**Total:**  
**RM3,212**



## Live Births

**204,779**

Female babies was born out of  
**423,124** babies



## \*\*Women Dependency Ratio

Total dependency ratio **45.5**



Dependency ratio of young age  
**34.1**



Dependency ratio of old age  
**11.3**

## Total Fertility Rate

**1.6 children**


Babies born per women in reproductive aged (15-49 years)



## Violence Against Women

**59.7%** from **7,982**

of violence against women cases reported in 2022 were domestic violence



## Deaths

**88,735** female deaths out of  
**206,525** total deaths



## 5 Major Causes of Death

1	Pneumonia	14.3%
2	Ischaemic heart diseases	12.9%
3	Cerebrovascular disease	7.9%
4	COVID-19 infection (due to)	4.5%
5	Malignant neoplasm of breast	3.8%

Note :

\*Refer to citizen

\*\*For every 100 women aged 15-64 years