



MINISTRY OF ECONOMY
DEPARTMENT OF STATISTICS MALAYSIA

MEDIA STATEMENT

EMPLOYEE WAGES STATISTICS (FORMAL SECTOR) REPORT, FIRST QUARTER 2023

Median wages of employee in March 2023 is RM2,600

PUTRAJAYA, 4 August 2023 – Today, Department of Statistics, Malaysia (DOSM) for the first time released **Employee Wages Statistics (Formal Sector) Report, First Quarter 2023** launched by Yang Berhormat Mr. Mohd Rafizi Ramli. This event was also attended by YBhg. Dato' Nor Azmie bin Diron, the Secretary General of the Ministry of Economy. These statistics are compiled based on the administrative records received from relevant agencies. The release of this report was the first product that has been successfully published using the Pangkalan Data Utama (PADU) initiative, which involves the integration of various administrative data related to the labour market. This publication which focuses on citizen who works in formal sector, presents a Malaysia's workforce landscape, encompassing statistics of wages paid during reference period. The wages estimated in this publication refer to all monetary rewards including bonuses, commissions and allowances paid to employees for work performed during the reference period.

To elaborate on the report, Chief Statistician Malaysia, Dato' Sri Dr. Mohd Uzir Mahidin said "Median monthly wages in March 2023 for citizen formal employees is RM2,600, with the number of citizen formal employees accounted to 6.45 million persons.

In terms of gender, in March 2023, male formal employees constitutes 55.5 per cent or 3.58 million persons with monthly median wages of RM2,664. Meanwhile, 44.5 per cent of total formal employees comprises of female employees, which equivalent to 2.87 million persons with median monthly wages of RM2,545. Compared to March 2022, the median monthly wages for both male and female formal employees showed an increasing trend of 8.0 percent and 8.6 percent, respectively."

Looking at wages situation by age group, Dato' Sri Dr. Mohd Uzir Mahidin said, "The highest median monthly wages in March 2023 was recorded for formal employees ages 45 to 49 and ages 40 to 44 with RM3,500. These two groups collectively constitute nearly 20 per cent of the total formal employees. Subsequently, median monthly wages start to show a decrease for age group 50 to 54 years with median monthly wages of RM3,400 in March 2023. On the other hand, age group below 20 years received lowest median monthly wages amounting to RM1,500 (Mac 2023)."

Commenting further on wages situations by economic activity, the Chief Statistician said, “All sectors recorded an increase in median monthly wages. Mining & quarrying sector, despite only representing 0.5 per cent of the total formal employees, recorded the highest median monthly wages in March 2023 at RM7,500. Meanwhile, the lowest median monthly wages received by Agriculture sector with RM1,900, marking an impressive 8.9 per cent year-on-year growth, in March 2023.”

Dato’ Sri Dr. Mohd Uzir Mahidin added that, “In March 2023, the highest median monthly wages received by W.P. Kuala Lumpur with RM3,927, followed by Selangor at RM2,964 and Pulau Pinang at RM2,627. In contrast, Kelantan, Perlis, and Sabah demonstrates the lowest median monthly wages of RM1,600, RM1,627 and RM1,782 respectively, during the same period.”

In terms of wage distributions in March 2023, the Chief Statistician said, “34.8 per cent of total Malaysian’s formal employees earned below RM2,000. However, this proportion decreased from 40.2 per cent recorded in March 2022, likely due to the minimum wage increase starting in May 2022. In the meantime, about 5.2 per cent of total citizen formal employees earned the highest level of wages (RM15,000 and above). However, wage ratio between the highest wage recipient group (90th percentile) and the lowest wage recipient group (10th percentile) shows that the highest wage recipient group received more than 6 times of wages compared to the lowest wage recipient group.”

Concluding his statement on today’s release, Dato’ Sri Dr Mohd Uzir Mahidin said, “In the near future, DOSM will continue to strengthen the compilation and production of salaries & wages statistics in various dimensions through collaboration and sharing of administrative data that has the potential to produce more timely information and assist the development of a comprehensive employees’ profile in Malaysia covering the dimensions of skills, education, dependent information, taxation , social protection and others. In addition, through integration with other administrative data, DOSM will publish employee wages statistics according to various dimensions such as size of the organization (SME & non-SME), according to type of intensive industry (capital or labour intensive), according to the level of skills and occupation, according to the status of the company such as Multi-National Corporation (MNC) and Foreign Direct Investment (FDI), according to company ownership, according to business orientation (export oriented or domestic demand), according to the economic scale of the business, according to the company's period of limitation and others.”

Time series statistics and more information on the labour market can be obtained from the Malaysia Labour Market Interactive Data (MyLMID) portal. For more information, please visit <https://mbls.dosm.gov.my/mylmid/> or scan the QR code below.



The Department of Statistics Malaysia (DOSM) is conducting the Economic Census in 2023. DOSM greatly appreciates the cooperation of respondents in providing information and ensuring the success of this census. Please visit www.dosm.gov.my for more information.

DOSM has launched OpenDOSM NextGen as a medium that provides a catalogue of data and visualisation to facilitate users in analysing various data. OpenDOSM NextGen is an open source data sharing platform and accessible through <https://open.dosm.gov.my> portal.

Please be informed that the Government of Malaysia has declared National Statistics Day (MyStats Day) on October 20 each year. MyStats Day theme is “Connecting the World with Data We Can Trust”.

Exhibit 1: Median Monthly Wages, January 2022 – March 2023

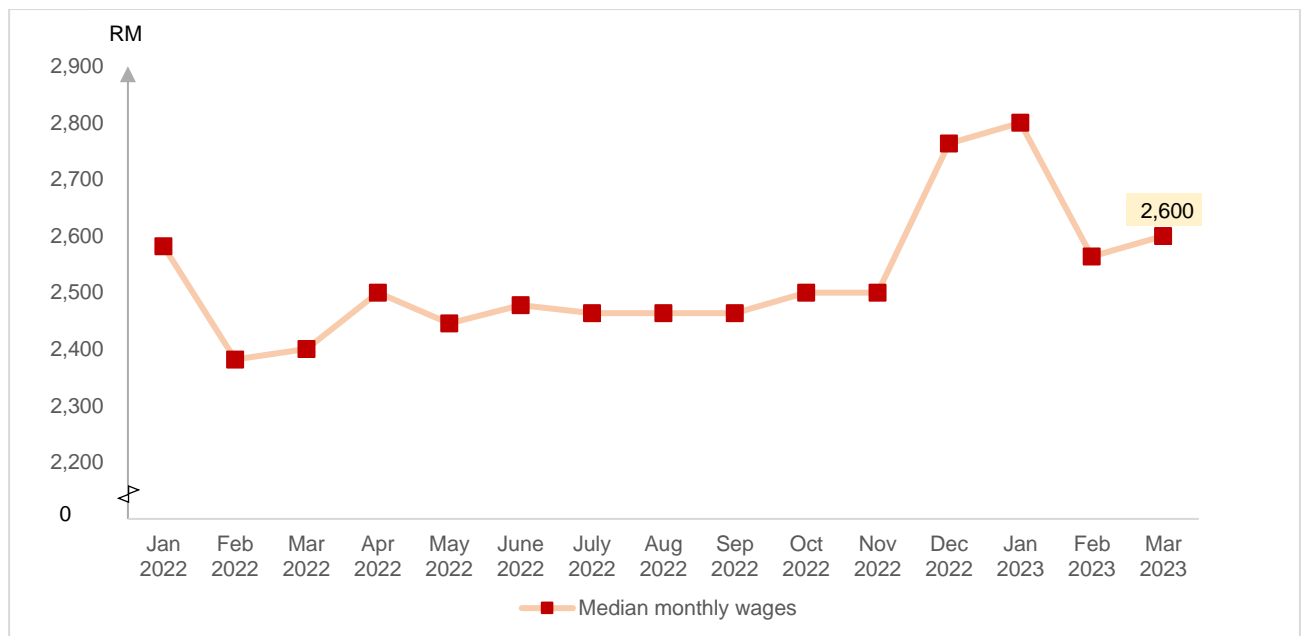


Exhibit 2: Median Monthly Wages by Gender, January – March 2023

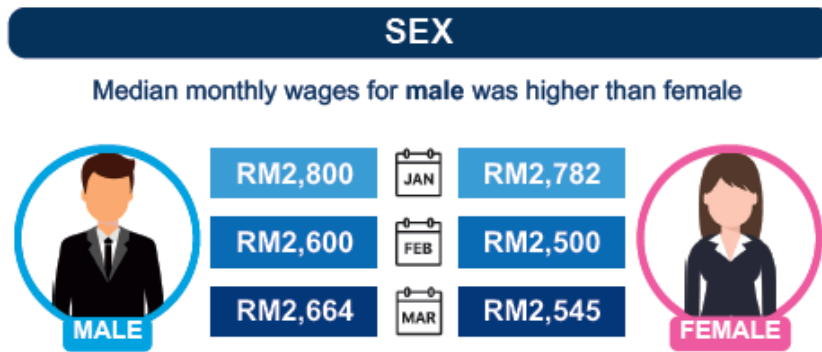


Exhibit 3: Median Monthly Wages by Economic Activity, January – March 2023

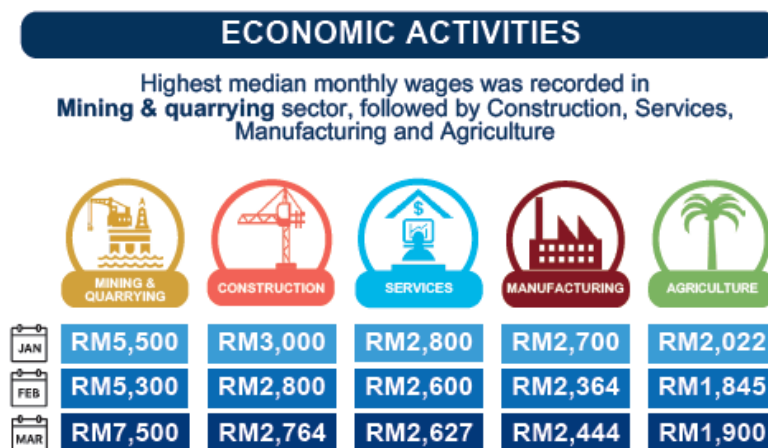


Exhibit 4: Median Monthly Wages by State, January – March 2023

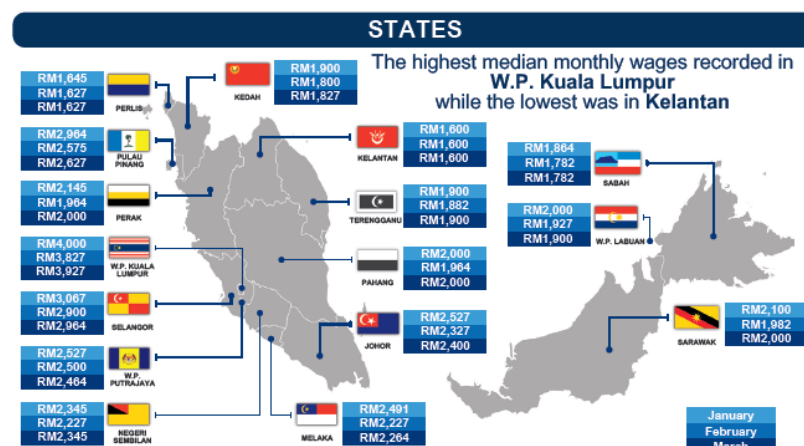
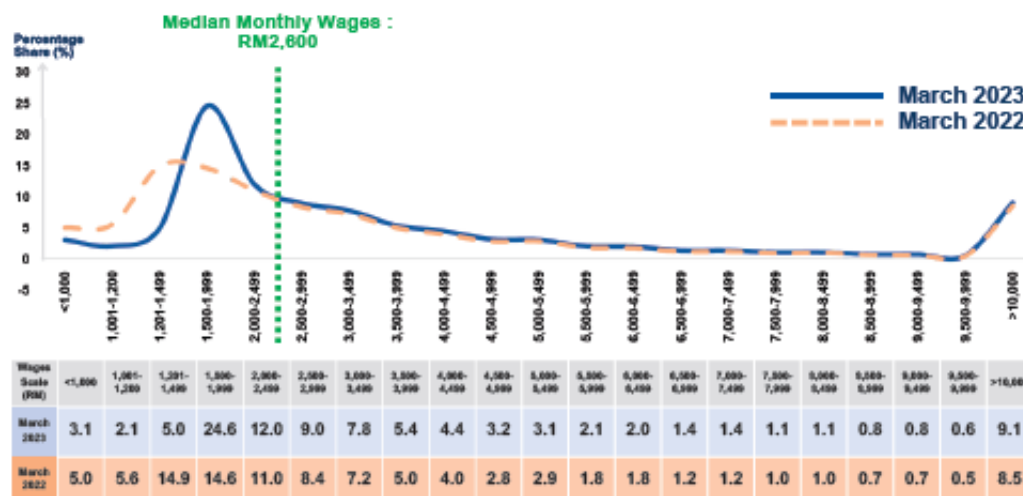


Exhibit 5: Employee Wages Distribution by Wage Scale, March 2022 & March 2023



Released by:

**THE OFFICE OF CHIEF STATISTICIAN MALAYSIA
DEPARTMENT OF STATISTICS, MALAYSIA
4 AUGUST 2023**