



MINISTRY OF ECONOMY  
DEPARTMENT OF STATISTICS MALAYSIA

## WHOLESALE AND RETAIL TRADE NOVEMBER 2018






### SALES VALUE OF WHOLESALE & RETAIL TRADE, NOVEMBER 2018

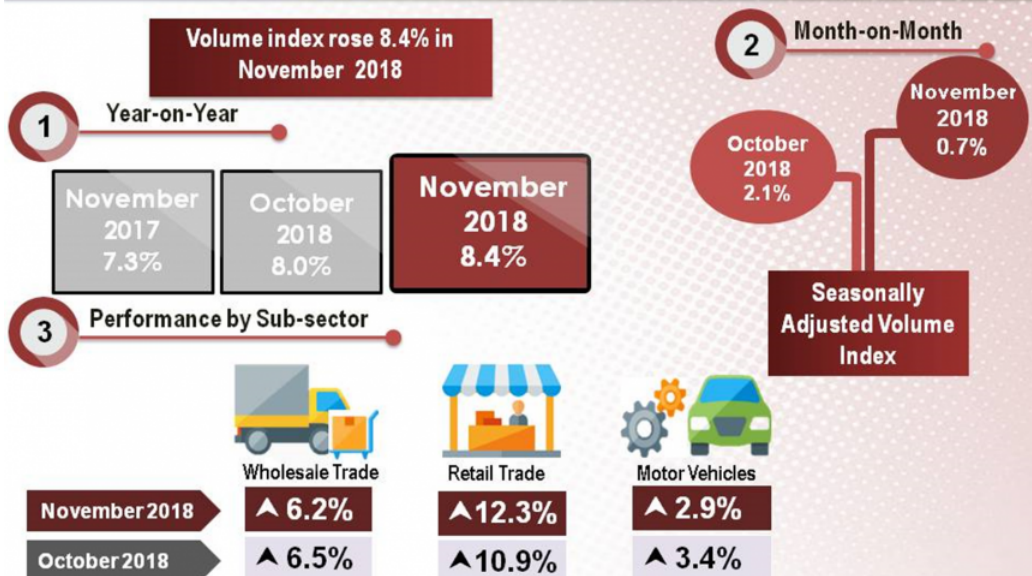
Sales value recorded **RM106.2 billion** in November 2018



### Performance by Sub-sector

	 WHOLESALE TRADE	 RETAIL TRADE	 MOTOR VEHICLES
November 2018	RM51.0 billion (6.9%)	RM42.9 billion (12.6%)	RM12.3 billion (2.1%)
October 2018	RM51.9 billion (7.2%)	RM42.0 billion (11.2%)	RM12.1 billion (2.9%)

### VOLUME INDEX OF WHOLESALE & RETAIL TRADE, NOVEMBER 2018



Percentage change: Year-on-Year

Source: Monthly Bulletin of Wholesale & Retail Trade November 2018, Department of Statistics, Malaysia

## SALES OF WHOLESALE AND RETAIL TRADE SUB-SECTOR AMOUNTED TO RM106 BILLION, STRENGTHENED AT 8.6 PER CENT

### HIGHLIGHTS

In the month of **November 2018**, sales of Wholesale & Retail Trade grew **8.6 per cent** as compared to November 2017. The increase was attributed by Retail Trade which continued its double-digit growth at **12.6 per cent**.

Volume index of Wholesale & Retail Trade rose **8.4 per cent** to **172.2 points** as against the same month a year ago. The increase was largely supported by Retail Trade (**12.3%**). Meanwhile, seasonally adjusted volume index increased **0.7 per cent** over the preceding month.

### Wholesale Trade

For annual comparison, sales of Wholesale Trade registered a growth of **6.9 per cent** to **RM51.0 billion**. The increase was supported by Other Specialised Wholesale, Non-Specialised Wholesale Trade and Wholesale of Food, Beverages and Tobacco which grew **10.2 per cent**, **7.9 per cent** and **7.6 per cent** respectively. However, sales of this sub-sector contracted **1.6 per cent** on a monthly basis.

Volume index of Wholesale Trade grew **6.2 per cent** to **178.8 points** in November 2018 as compared to the same month of the preceding year.

### Retail Trade

For the reference month, sales of Retail Trade sustained its double-digit growth to record **12.6 per cent** as compared to the same period of the previous year. The expansion was propelled by Retail Sale in Non-Specialised Stores and Retail Sale of Other Goods in Specialised Stores.

In terms of volume index, Retail Trade also recorded a double-digit growth of **12.3 per cent** to **182.0 points** in November 2018. As for seasonally adjusted index, it increased **1.7 per cent**.

### Motor Vehicles

For this month, sales value of Motor Vehicles amounted to **RM12.3 billion** or an increase of **2.1 per cent** as against November 2017. Month-on-month, sales value registered positive growth of **1.3 per cent**.

Volume index of Motor Vehicles grew at a pace of **2.9 per cent** to **129.6 points** compared to a year ago. For month-on-month comparison, seasonally adjusted volume index of this sub-sector rose **1.2 per cent**.

The details report are as shown in [Bulletin of Wholesale & Retail Trade](#) and [Table](#).

*Note.*

Data for November 2018 is provisional. The data will be updated based on the latest available figures and subsequently published in the bulletin of December 2018.

### Released By:

**DATO' SRI DR. MOHD UZIR MAHIDIN**  
**CHIEF STATISTICIAN MALAYSIA**  
**DEPARTMENT OF STATISTICS MALAYSIA**

 [DrUzir\\_Mahidin](#)  [dr\\_uzir](#) 

**#myHariBulan# #myBulan# #myTahun#**

**Contact person:**

Ho Mei Kei  
Public Relation Officer  
Strategic Communication and International Division  
Department of Statistics, Malaysia  
**Tel** : +603-8885 7942  
**Fax** : +603-8888 9248  
**Email** : mkho[at]dosm.gov.my

**Contact person:**

Baharudin Mohamad  
Public Relation Officer  
Strategic Communication and International Division  
Department of Statistics Malaysia  
Tel : +603-8090 4681  
Fax : +603-8888 9248  
Email : baharudin[at]dosm.gov.my

**Copyright ©2025 Department of Statistics Malaysia Official Portal. All Rights Reserved.**