



MINISTRY OF ECONOMY
DEPARTMENT OF STATISTICS MALAYSIA

VITAL STATISTICS, MALAYSIA, 2021

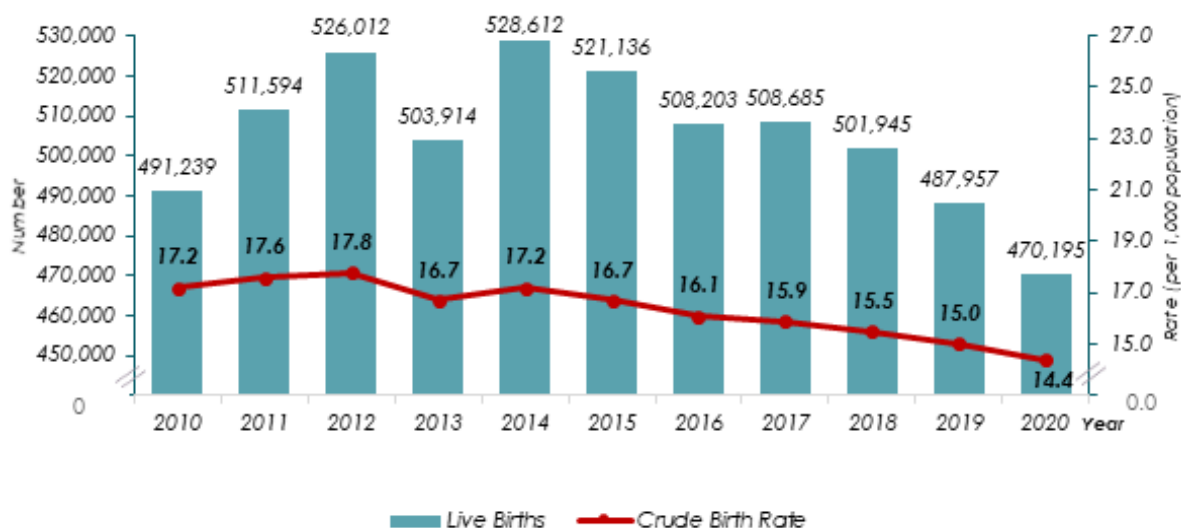
LIVE BIRTHS

Live births refers to births with signs of life during delivery although for a very short period and Crude Birth Rate (CBR) is the number of live births per thousand population.

Live births in 2020 was the lowest in a decade

The number of live births was 470,195 in 2020, a decrease of 3.6 per cent as compared to 487,957 in 2019. The CBR declined from 15.0 (2019) to 14.4 (2020) per thousand population.

Chart 1: Live births and Crude Birth Rate, Malaysia, 2010-2020



More males newborn than females, CBR for both sexes declined

The number of male babies in 2020 was 243,617 which is 51.8 per cent of the 470,195 total live births. Meanwhile, the birth of female babies was 226,578 (48.2 per cent). The CBR for both sexes declined from 15.1 (male) and 14.9 (female) in 2019 to 14.5 (male) and 14.3 (female) births per thousand population in 2020.

Pulau Pinang continued to record the lowest CBR

CBR for all states dropped in 2020 as compared to 2019, except for W.P. Labuan and Perlis. W.P. Putrajaya recorded the highest decline from 22.3 (2019) births per thousand population to 19.5 (2020).

Pulau Pinang continued to record the lowest rate at 11.1 birth per thousand population. On the contrary, Terengganu registered the highest rate of 21.6 birth per thousand population.

Four administrative districts in Terengganu recorded the highest CBR

The administrative districts of Kuala Terengganu recorded the highest CBR in 2020 with 26.9 birth per thousand population. This was followed by three districts in Terengganu which is Marang (25.0), Setiu (22.7) and Besut (22.7). Meanwhile, the lowest CBR were recorded by Kinabatangan, Sabah at 3.7 births per thousand population, followed by Timur Laut, Pulau Pinang (6.9) and Putatan, Sabah (7.3).

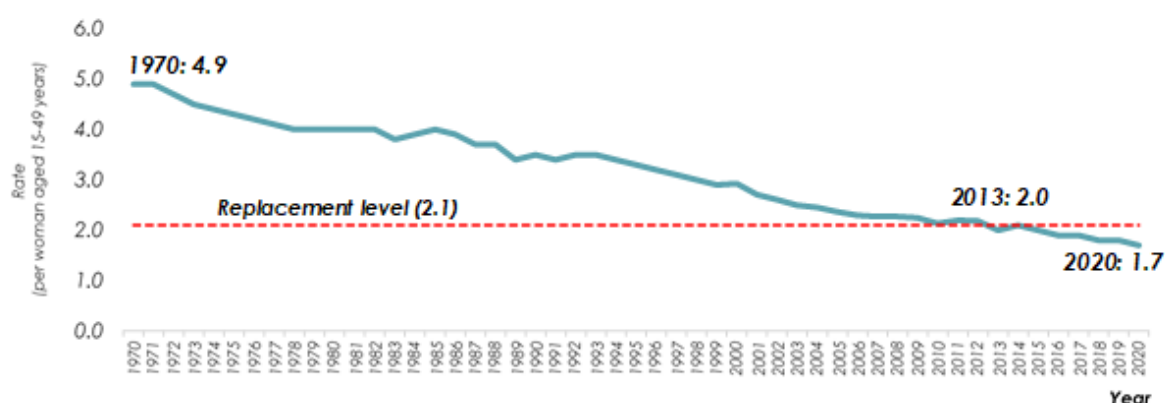
FERTILITY

Total Fertility Rate (TFR) continue to decline over three decades

The TFR is a standard demographic indicator used to estimate the average of children that a woman would have over her childbearing years (i.e. Age 15–49 years). Over the last four decades in Malaysia, fertility measured by TFR declined dramatically from 4.9 children per woman of childbearing age in 1970 to 1.7 in 2020.

Since 1970 up to 2012, the national TFR was still above the replacement level¹ of 2.1 which indicates that the average number of babies born per woman throughout her reproductive life has been sufficient to replace herself and her partner. However, the TFR started to decline below the replacement level in 2013 onwards.

Chart 2: Total Fertility Rate, Malaysia, 1970-2020

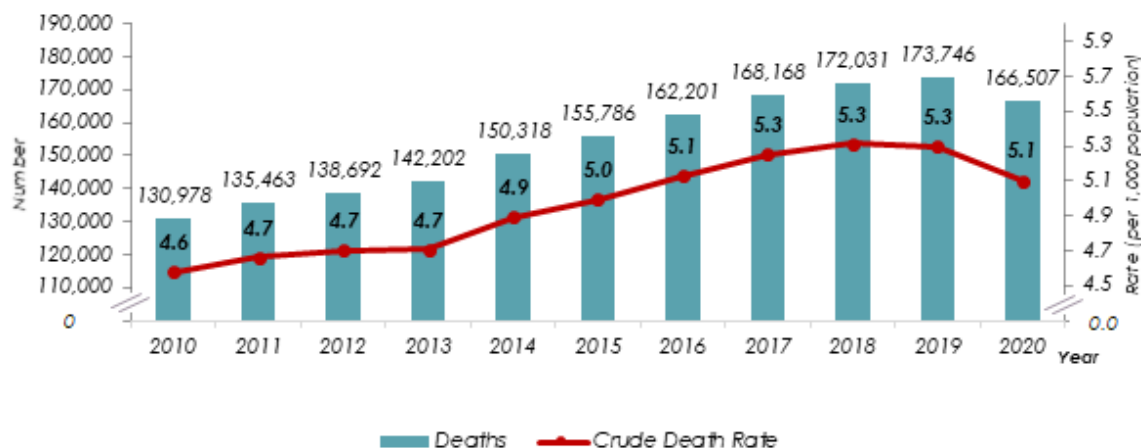


DEATHS

The number of deaths decreased

The number of deaths in 2020 was 166,507, decreased 4.2 per cent as compared to 173,746 deaths in 2019. The Crude Death Rate (CDR) also recorded a decrease from 5.3 (2019) to 5.1(2020) deaths per thousand population.

Chart 3: Deaths and Crude Death Rate, Malaysia, 2010-2020



Male deaths higher than female, CDR for both sexes declined

The number of male deaths in 2020 was 96,322 or 57.8 per cent of the 166,507 total deaths. Meanwhile, female deaths were 70,185 (42.2%). The CDR for both sexes declined from 5.9 (male) and 4.7 (female) in 2019 to 5.7 (male) and 4.4 (female) deaths per thousand population in 2020.

Perlis recorded the highest CDR whilst W.P. Putrajaya the lowest

CDR for all states declined in 2020 as compared to 2019, except for Sabah and W.P. Labuan while Sarawak remained unchanged. Terengganu recorded the highest decline from 5.9 (2019) deaths per thousand population to 5.3 (2020).

Perlis recorded the highest CDR of 7.7 deaths per thousand population whilst W.P. Putrajaya recorded the lowest rate of 1.9 in 2020.

Administrative district of Kanowit, Sarawak recorded the highest CDR

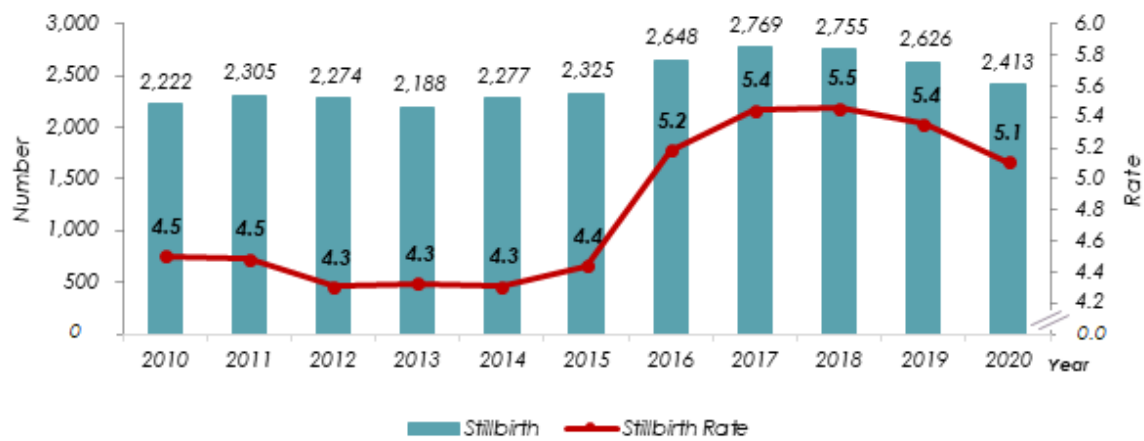
Kanowit, Sarawak recorded the highest CDR in 2020 with 8.5 deaths per thousand population, followed by Kampar, Perak (8.3) and Dalat, Sarawak (8.2). Meanwhile, the Kinabatangan district in Sabah recorded the lowest CDR with 0.9 deaths per thousand population, followed by Kunak, Sabah (2.4) and Belaga, Sarawak (2.6).

STILLBIRTHS

The number of stillbirths decreased

The number of stillbirths in 2020 was 2,413, decreased 8.1 per cent as compared to 2,626 deaths in 2019. The Stillbirth Rate (SBR) also recorded a decrease from 5.4 (2019) to 5.1 (2020) per thousand births.

Chart 4: Stillbirths and Stillbirths Rate, Malaysia, 2010-2020





VITAL STATISTICS, MALAYSIA, 2021

LIVE BIRTHS 2020

LIVE BIRTHS BY SEX



243,617
(51.8%)
Male babies



226,578
(48.2%)
Female babies

108 male
babies per
100 female
babies

470,195



TOTAL FERTILITY RATE

1.7 babies

Born to every woman
in reproductive
period
(15-49 years)



TRENDING BABY NAME

Bumiputera



Muhammad Al Fateh
Ainul Mardhiah

Chinese



Yu Chen
Yu Xuan

Indians



Darshan
Janani

Note: Registered name at the National Registration Department

AVERAGE LIVE BIRTHS

1 baby born per minute
54 babies per hour
1,288 babies per day

MEAN AGE OF MOTHER AT FIRST LIVE BIRTH



28.0 years
among 139,501 mothers

TODDLER MORTALITY (1-4 years)



3
deaths
per 10,000
population
1-4 years

UNDER 5 MORTALITY (<5 years)



69
deaths
per 10,000 live
births

PERINATAL MORTALITY* (<7 days)



81
deaths
per 10,000
births

NEONATAL MORTALITY (<28 days)



39
deaths
per 10,000
live births

INFANT MORTALITY (<1 year)



57
deaths
per 10,000
live births

DEATHS 2020

166,507



AVERAGE DEATHS

1 death per 3 minutes
19 deaths per hour
456 deaths per day

DEATHS BY SEX



96,322
(57.8%)
Male



70,185
(42.2%)
Female

MATERNAL MORTALITY RATE

24.9 maternal
deaths per 100,000
live births



Death of a pregnant
woman during
childbirth or until 42
days after delivery

STILLBIRTH RATE



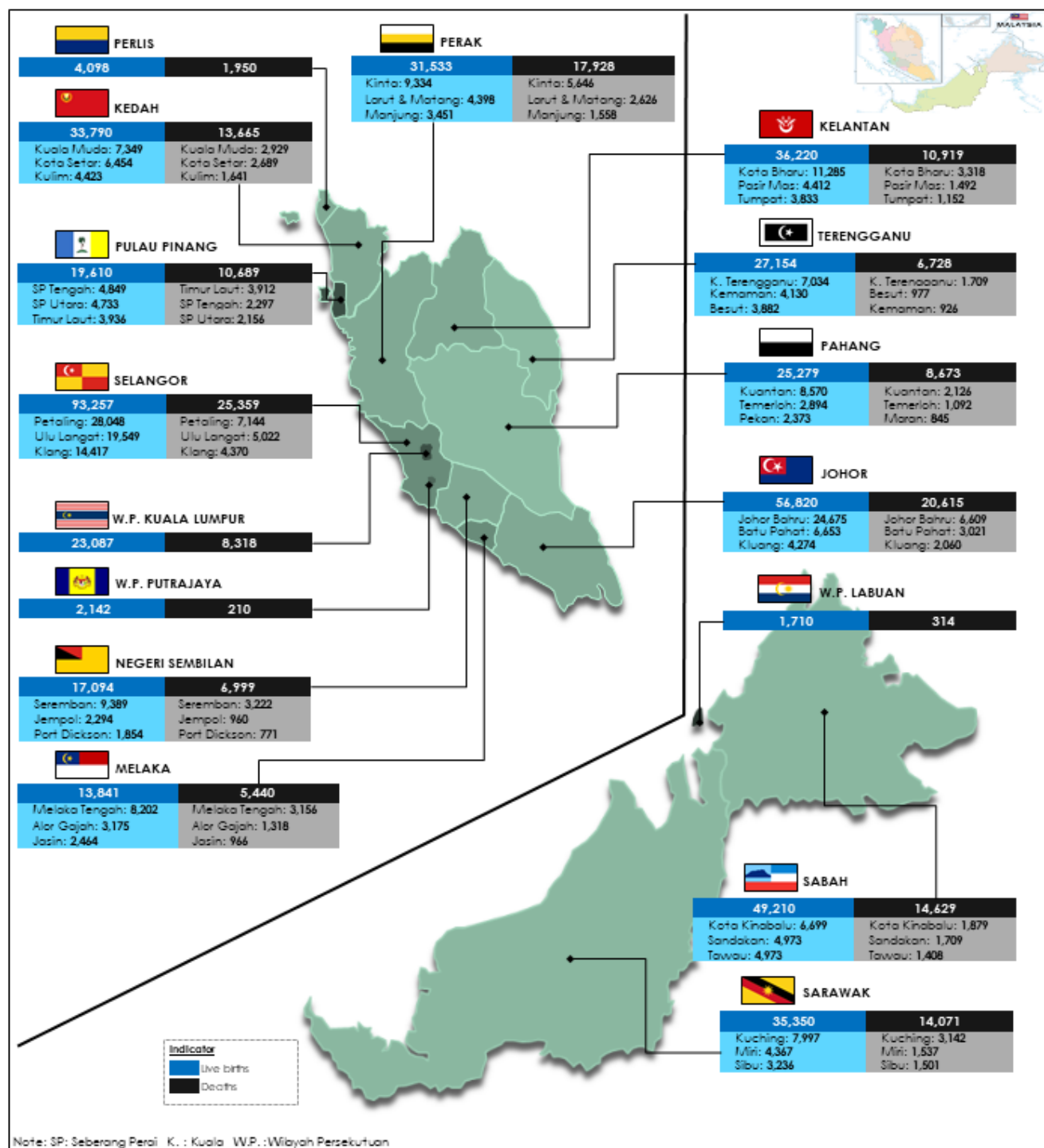
51 stillbirths per
10,000 births

Births after 28
completed weeks
or more of
gestation without
any sign of life
during delivery

* (including stillbirths)



3 HIGHEST LIVE BIRTHS AND DEATHS BY ADMINISTRATIVE DISTRICT



Released By:

DATO' SRI DR. MOHD UZIR MAHIDIN
CHIEF STATISTICIAN MALAYSIA
DEPARTMENT OF STATISTICS, MALAYSIA

 **DrUzir_Mahidin**   **Dr_Uzir**

#myHariBulan# #myBulan# #myTahun#

Contact person:

Mohd Yusrizal Ab Razak
Public Relation Officer
Strategic Communication and International Division
Department of Statistics, Malaysia

Tel : +603-8885 7942

Fax : +603-8888 9248

Email : yusrizal.razak[at]dosm.gov.my

Contact person:

Baharudin Mohamad
Public Relation Officer
Strategic Communication and International Division
Department of Statistics Malaysia

Tel : +603-8090 4681

Fax : +603-8888 9248

Email : baharudin[at]dosm.gov.my

Copyright ©2026 Department of Statistics Malaysia Official Portal. All Rights Reserved.