



MINISTRY OF ECONOMY  
DEPARTMENT OF STATISTICS MALAYSIA

---

## SUSTAINABLE DEVELOPMENT GOALS (SDG) INDICATORS, MALAYSIA, 2020

---

### **INTRODUCTION**

*The Sustainable Development Goals (SDG) Indicators, Malaysia, 2020 is the third report published by DOSM which comprises of 146 indicators out of 247 global indicators. The development of indicators for 2020 has improved with 59 per cent available indicators as compared to 52 per cent in 2019. This improvement is fully supported by the cooperation and coordination from agencies and ministries. SDG integrates the five focus areas namely People, Planet, Prosperity, Peace and Partnership (5P). The COVID-19 pandemic has resulted in considerable changes to the 5P as well as three dimensions of sustainable development namely social, economy and environment, thus, become a major challenge in monitoring the SDG performance.*

**People:** *The incidence of absolute poverty increased from 5.6 per cent in 2019 to 8.4 per cent in 2020. However, death rate due to road traffic injuries has reduced to 13.2 death per 100,000 population in 2020 as compared to 17.7 per 100,000 population in 2019.*

**Prosperity:** *The air quality with annual mean level of fine particulate matter of 2.5 and fine particulate matter of 10 in cities has improved to 14 µg/m<sup>3</sup> and 22 µg/m<sup>3</sup> in 2020 as compared to 23 µg/m<sup>3</sup> and 32 µg/m<sup>3</sup> in 2019 respectively. Nevertheless, the COVID-19 has impacted unemployment rate in Malaysia with the increased to 4.5 per cent in 2020 as compared to 3.3 per cent in 2019.*

**Peace:** *In 2020, the number of murder cases reduced to 253 cases as compared to 310 cases in 2019. Meanwhile causing injury cases have declined to 4,118 cases as compared to 4,712 cases in 2019.*

**Planet:** *The quantity of clinical waste in 2020 rose by 18.1 per cent as compared to 2019. Quantity of clinical waste handled for destruction at incinerators increased to 39,883.3 tonnes in 2020 as compared to 33,757.0 tonnes in 2019.*

**Partnership:** *Proportion of individuals using the internet increased from 84.2 per cent in 2019 to 89.6 per cent in 2020 due to an inevitable change of lifestyle in the use of digital technologies and internet during COVID-19 pandemic.*

**Exhibit 1: Brief content on the report of Sustainable Development Goals (SDG) Indicators, Malaysia, 2020**

## 7 MAIN PARTS

- Snapshot of SDG Indicators Achievements in Malaysia
- Summary of Findings
- Articles
- Assessment of the Availability of SDG Indicators
- Table of SDG Indicators Malaysia
- Table of SDG Indicators at District Level
- Technical Notes and Abbreviations

## 17 GOALS

- SDG1: No Poverty
- SDG2: Zero Hunger
- SDG3: Good Health and Well-being
- SDG4: Quality Education
- SDG5: Gender Equality
- SDG6: Clean Water and Sanitation
- SDG7: Affordable and Clean Energy
- SDG8: Decent Work and Economic Growth
- SDG9: Industry, Innovation and Infrastructure
- SDG10: Reduced Inequalities
- SDG11: Sustainable Cities and Communities
- SDG12: Responsible Consumption and Production
- SDG13: Climate Action
- SDG14: Life below Water
- SDG15: Life on Land
- SDG16: Peace, Justice and Strong Institutions
- SDG17: Partnerships for the Goals



## 5 FOCUS AREAS

- People – SDG1, SDG2, SDG3, SDG4, SDG5
- Prosperity – SDG7, SDG8, SDG9, SDG10, SDG11
- Planet – SDG6, SDG12, SDG13, SDG14, SDG15
- Peace – SDG16
- Partnership – SDG17

## 186 STATISTICS TABLES

- 167 at national level
- 19 at district level

## 146 INDICATORS

## TECHNICAL NOTES

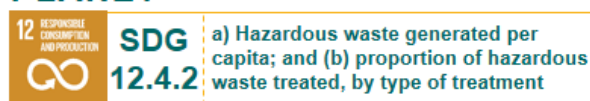
## Appendix 1: Selected Statistics on Achievements of Sustainable Development Goals (SDG) Indicators, Malaysia by 5P



### SDG INDICATORS ACHIEVEMENT BY 5 FOCUS AREA (5P)



#### PLANET

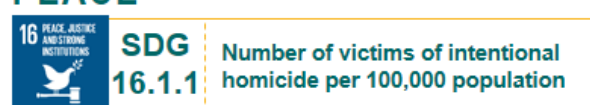


Quantity of clinical wastes handled for destruction at incinerators **escalated**



Source: Department of Environment

#### PEACE



Number of reported violent crime **decreased**

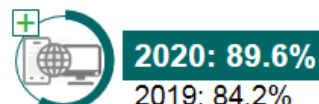


Source: Royal Malaysia Police

#### PARTNERSHIP

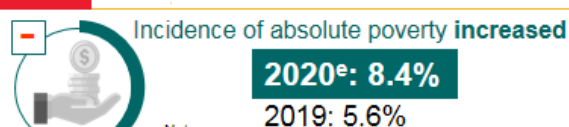
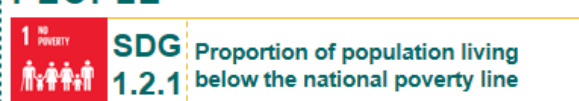


Proportion of individuals using the internet **inclined**



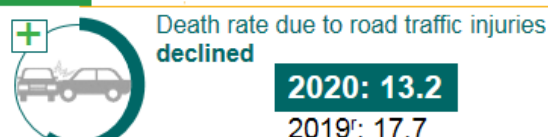
Source: Department of Statistics Malaysia

#### PEOPLE



Note:  
<sup>e</sup> Estimates

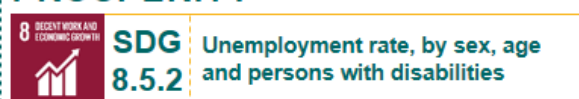
Source: Department of Statistics Malaysia



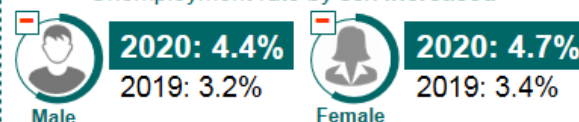
Notes:  
i) <sup>f</sup> Revised  
ii) The rates are per 100,000 population

Source: Royal Malaysia Police

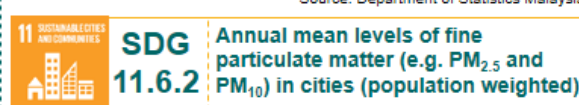
#### PROSPERITY



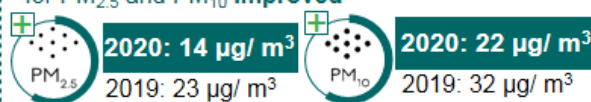
Unemployment rate by sex **increased**



Source: Department of Statistics Malaysia



Annual mean levels of fine particulate matter in cities for PM<sub>2.5</sub> and PM<sub>10</sub> **improved**



Source: Department of Environment

**Released By:**

**DATO' SRI DR. MOHD UZIR MAHIDIN**  
**CHIEF STATISTICIAN MALAYSIA**  
**DEPARTMENT OF STATISTICS, MALAYSIA**

 **DrUzir\_Mahidin**   **Dr\_Uzir**

**#myHariBulan# #myBulan# #myTahun#**

**Contact person:**

**Mohd Yusrizal Ab Razak**

Public Relation Officer

Strategic Communication and International Division

Department of Statistics, Malaysia

Tel : +603-8885 7942

Fax : +603-8888 9248

Email : yusrizal.razak[at]dosm.gov.my

**Contact person:**

Baharudin Mohamad

Public Relation Officer

Strategic Communication and International Division

Department of Statistics Malaysia

Tel : +603-8090 4681

Fax : +603-8888 9248

Email : baharudin[at]dosm.gov.my

**Copyright ©2025 Department of Statistics Malaysia Official Portal. All Rights Reserved.**