



MINISTRY OF ECONOMY
DEPARTMENT OF STATISTICS MALAYSIA

STATISTICS ON WOMEN EMPOWERMENT IN SELECTED DOMAINS, MALAYSIA, 2017

Introduction

The Malaysia Gender Gap Index (MGGI) examined the gap between men and women in four fundamental categories (sub-indexes): Economic Participation & Opportunity, Educational Attainment, Health & Survival and Political Empowerment. MGGI was produced according to the methodology of the Global Gender Gap Index (GGI) published by the World Economic Forum (WEF) using the latest data available at the Department of Statistics, Malaysia (DOSM).

Malaysia Gender Gap Index

The average score of all four sub-indexes for Malaysia in 2016 was 0.692. This indicated that the equality gap between men and women was 69.2 per cent (taking into account the weighted by population). The score of 1.00 (100.0%) is defined as no gap between men and women in these four sub-indexes.

Table 1: Malaysia Gender Gap Index (MGGI), 2016

Sub-indexes	DOSM's Score	WEF's Score
Economic Participation and Opportunity	0.659	0.658
Educational Attainment	1.092	0.985
Healths and Survival	0.957	0.969
Political Empowerment	0.061	0.051
Total Score (average)	0.692	0.666

Based on this score, Malaysia's ranking expected at the 75th out of 144 countries listed in the Global Gender Gap Index, 2016 Report by WEF. Malaysia's ranking also expected at the 9th position among East Asia and the Pacific nations, ahead of Indonesia, China and Brunei Darussalam.

Table 2: Rankings by East Asia and the Pacific by World Economic Forum, 2016

Country	Overall rank	Overall score
Philippines	7	0.786
New Zealand	9	0.781
Lao PDR	43	0.724
Australia	46	0.721
Singapore	55	0.712
Mongolia	58	0.705
Viet Nam	65	0.700
Thailand	71	0.699
Indonesia	88	0.682
China	99	0.676
Brunei Darussalam	103	0.669
Malaysia	106	0.666
Japan	111	0.660
Cambodia	112	0.658
Korea, Rep.	116	0.649
Timor-Leste	125	0.637

Malaysia
0.692

Economic Participation and Opportunity

Indicators included under this sub-index are women over men labour force participation; wage equality between women and men for similar occupation; women over men's estimated earned income; women over men as legislators, senior officials and managers; and women over men as professional and technical workers. Malaysia's score for this sub-index was 0.659.

Educational Attainment

This sub-index captures the gap between women's and men's access to education through ratios of women to men in primary, secondary and tertiary education. A long term assessment on the country's ability to educate women and men in equal numbers is captured through the ratio of the female literacy rate to the male literacy rate. Overall, Malaysia's score in this sub-index was 1.092.

Health and Survival

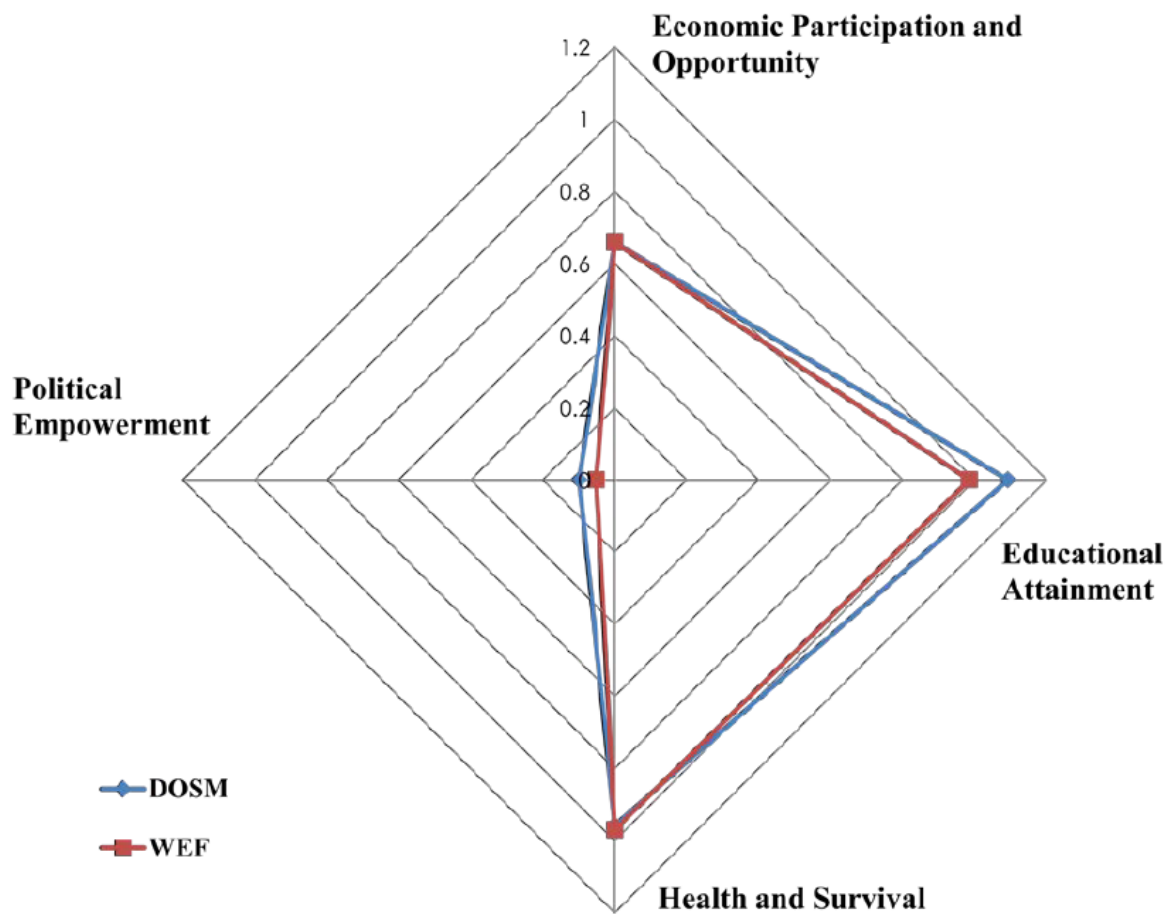
This sub-index provides an overview of the differences between women's and men's health through the use of two indicators. The first is the sex ratio at birth, which aims specifically to capture the phenomenon of "missing women", prevalent in many countries where there are preference for a son.

The second indicator is the gap between women's and men's life expectancy. This measure provides the average remaining age (years) for a person is expected to live at the beginning of the certain age. Malaysia's standing in this sub-index was 0.957.

Political Empowerment

This sub-index measures the gap between men and women at the highest level of political decision making through the ratio of women to men in ministerial level positions and the ratio of women to men in parliamentary positions. In addition, we include the ratio of women to men in terms of years in executive office (Prime Minister or President) for the last 50 years. Malaysia's score for this sub-index is at 0.061.

Chart 1: Score for Gender Gap Index by sub-indexes, Malaysia, 2016



Comparison with Selected Countries

The labour force participation rate for Malaysian women in 2016 was 54.3 per cent and it was relatively low as compared to other countries. Nevertheless, the literacy rate for women in Malaysia of 96.3 per cent (2016) was higher as compared against to the ASEAN countries. Malaysia also recorded the highest percentage of births attended by trained personnel (99.5%) and at par with other developed countries.

Table 3: Comparison between Malaysia with selected countries (ASEAN and developed countries) for selected gender indicators, 2016

Indicator	Malaysia	Singapore	Thailand	Philippines	USA	United Kingdom	Australia	Japan
Total population (million)	32.0 ¹	5.6	68.0	100.7	321.8	64.7	24.0	126.6
Sex ratio (male/female)	1.07 ²	1.03	1.03	0.98	1.02	1.03	1.00	1.06
Labour force participation rate for women (%)	54.3	66.0	70.0	52.0	66.0	71.0	71.0	66.0
Literacy rate for women (%)	96.3	95.0	93.0	97.0	99.0	99.0	99.0	99.0
Births attended by trained personnel (%)	99.5	99.7	99.6	72.8	n.a.	n.a.	99.3	99.8
Maternal mortality ratio (per 100,000 live births)	29.1	10.0	20.0	114.0	n.a.	n.a.	6.0	5.0
Women in the house of representative (%)	10.8	24.0	6.0	n.a.	19.0	29.0	27.0	9.0

Notes:

¹ Total population for citizen 28.7 million (2017)

² Sex ratio for citizen 1.02 (2017)

Data are quoted from the Global Gender Gap Index Reports, 2016 (World Economic Forum) except Malaysia

n.a.- not available



STATISTICS ON WOMEN EMPOWERMENT IN SELECTED DOMAINS, MALAYSIA 2017

Malaysia Gender Gap Index measures gap between men and women
in 4 sub-indexes

Economic Participation
& Opportunity
0.659

Educational
Attainment
1.092

SCORE
0.692

Health &
Survival
0.957

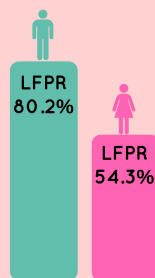
Political
Empowerment
0.061

The average of equality gap between men and women stands at **69.2%**

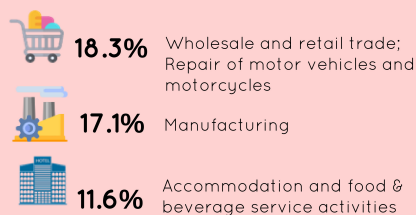
Note:

The score of 1.00 or 100.0% is defined as no gap between men and women in the 4 sub-indexes

Economic Participation & Opportunity



3 Industries with the highest participation
of employed women



Note:

LFPR - Labour Force Participation Rate

Educational Attainment



Literacy Rate



97.2%



96.3%

The difference in literacy rate
for men and women for the age
group 15-64 years is
0.9 percentage points



Enrolment Rate



96.8%

Primary level

85.8%

Secondary level

37.8%

Tertiary level



97.7%

91.3%

49.8%

Health & Survival



Life expectancy at
birth



72.5 years



77.2 years

Women are expected to live **4.7 years**
longer than men



AIDS



1 out of 5 infected persons
with AIDS are women

Political Empowerment

Senate
22.4%



House of Representative
10.8%

Almost **11 out of 100** representative are women in the House of Representative

Cabinet Minister
8.6%



Deputy Minister
17.6%

Note:

All figures refer to the year 2016

Released By:

**THE OFFICE OF CHIEF STATISTICIAN MALAYSIA
DEPARTMENT OF STATISTICS, MALAYSIA
#myHariBulan# #myBulan# #myTahun#**

Contact person:

Ho Mei Kei
Public Relation Officer
Corporate and User Services Division
Department of Statistics, Malaysia
Tel : +603-8885 7942
Fax : +603-8888 9248
Email : mkho[at]stats.gov.my

Contact person:

Baharudin Mohamad
Public Relation Officer
Strategic Communication and International Division
Department of Statistics Malaysia
Tel : +603-8090 4681
Fax : +603-8888 9248
Email : baharudin[at]dosm.gov.my

Copyright ©2025 Department of Statistics Malaysia Official Portal. All Rights Reserved.