



MINISTRY OF ECONOMY
DEPARTMENT OF STATISTICS MALAYSIA

SALARIES AND WAGES SURVEY REPORT 2024



MINISTRY OF ECONOMY
DEPARTMENT OF STATISTICS MALAYSIA

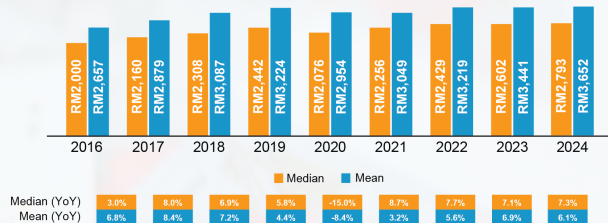
SALARIES & WAGES STATISTICS 2024

“ **Mean** monthly salaries & wages rise **6.1 percent** in 2024 ”



The mean monthly salaries & wages increased **6.1%**, to **RM3,652** in 2024

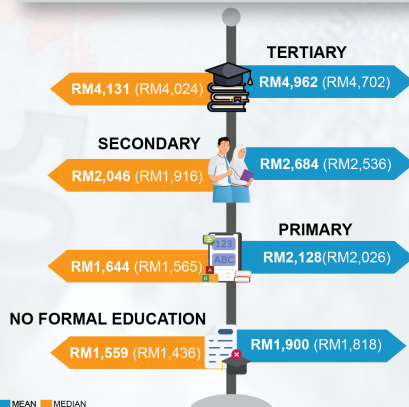
Median and mean monthly salaries & wages of employees for Malaysian citizens, Malaysia, 2016 - 2024




Median and mean monthly salaries & wages by age group, Malaysia, 2023 and 2024



Median and mean monthly salaries & wages by education attainment, Malaysia, 2023 and 2024



Median and mean monthly salaries & wages by sex, Malaysia, 2023 and 2024



Median and mean monthly salaries & wages for male higher than female

Median and mean monthly salaries & wages by category of skill, Malaysia, 2023 and 2024



Skilled category recorded the highest mean monthly salaries & wages



- The Salaries & Wages Survey Report 2024 showed a positive trend in 2024 compared to the previous year. The **median** monthly salaries & wages for **Malaysian citizens** rose to **RM2,793**, up from RM2,602 in 2023, while the **mean** monthly salaries & wages increased to **RM3,652** from RM3,441 in the previous year.
- By economic sector, the **mean** monthly salaries & wages for the **Manufacturing** sector posted the highest increase of **7.4 per cent** to **RM3,278**. This was followed by the **Services** sector, which rose **5.8 per cent** to **RM3,831**, boosted by strong performances in Education, Information and communication, as well as Health and social work activities. In the meantime, the **Mining & quarrying** sector continued to record the highest **mean** monthly salaries & wages at **RM5,904**, while the **Construction** and **Agriculture** sectors recorded at **RM3,035** and **RM2,409** respectively.
- The **mean** monthly salaries & wages for **skilled** employees increased by **6.5 per cent**, rising by **RM340**, compared to 7.5 per cent in 2023. For **semi-skilled** workers, the **mean** monthly salaries & wages rose moderately by **5.2 per cent** (2023: 6.0%), contributed by Clerical Support Workers RM2,931, followed by Services & Sales Workers (RM2,561), Craft and Related Trades Workers (RM2,510) and Plant and Machine-Operators & Assemblers (RM2,404). Meanwhile, the **mean** monthly salaries & wages for the **low-skilled** category rose by **7.4 per cent** to **RM2,128**, compared to RM1,982 recorded in the previous year.
- At the state level, **W.P. Putrajaya** registered the highest **mean** monthly salaries & wages at **RM5,091**. Four other states also surpassed the national mean of RM3,652, namely **W.P. Kuala Lumpur (RM4,782)**, **Selangor (RM4,052)**, **W.P. Labuan (RM3,812)** and **Pulau Pinang (RM3,787)**.
- The real median monthly salaries & wages for **Malaysian citizens** recorded a higher growth of **5.4 per cent**, rising from RM1,995 to **RM2,103**. Meanwhile, the **mean** monthly real salaries & wages for **Malaysian citizens** experienced a higher growth rate of **4.2 per cent**, with wages rising from RM2,639 to **RM2,750**.

The full publication of the Salaries & Wages Survey Report, 2024 can be downloaded from eStatistik portal.

Released by:

DEPARTMENT OF STATISTICS MALAYSIA

29 SEPTEMBER 2025

Contact person:

Baharudin Mohamad

Public Relation Officer

Strategic Communication and International Division

Department of Statistics Malaysia

Tel : +603-8090 4681

Fax : +603-8888 9248

Email : baharudin[at]dosm.gov.my

Copyright ©2025 Department of Statistics Malaysia Official Portal. All Rights Reserved.