



MINISTRY OF ECONOMY  
DEPARTMENT OF STATISTICS MALAYSIA

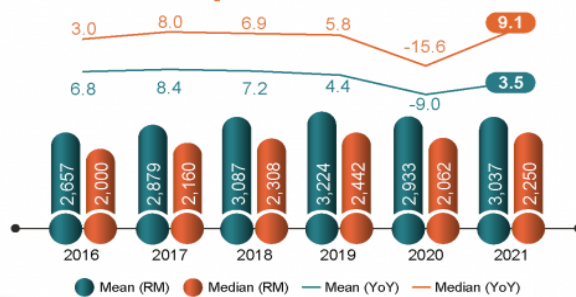
SALARIES & WAGES SURVEY REPORT, MALAYSIA, 2021



SALARIES & WAGES STATISTICS 2021



Median monthly salaries & wages rose **9.1 per cent** in 2021



Mean and median monthly salaries & wages by age group

● Mean 2021 (2020) ● Median 2021 (2020)

15-24 year

RM1,659 (RM1,547)  
RM1,468 (RM1,253)

25-34 year

RM2,664 (RM2,538)  
RM2,001 (RM2,052)

35-44 year

RM3,637 (RM3,561)  
RM3,077 (RM2,927)

45-54 year

RM3,865 (RM3,792)  
RM3,061 (RM2,718)

55-64 year

RM3,608 (RM3,511)  
RM2,760 (RM2,268)

Mean and median monthly salaries & wages by sex

● Mean ● Median

2021: RM3,085  
2020: RM2,963



Mean and median monthly salaries & wages for male higher than female



2021: RM2,968  
2020: RM2,889

2021: RM2,315  
2020: RM2,093

2021: RM2,145  
2020: RM2,019

Mean and median monthly salaries & wages by category of skill



Skilled

RM4,848 (RM4,619)  
RM4,471 (RM4,011)



Semi-skilled

RM2,064 (RM2,007)  
RM1,781 (RM1,593)



Low-skilled

RM1,749 (RM1,727)  
RM1,601 (RM1,274)

Skilled category recorded the highest increase in mean monthly salaries & wages

● Mean 2021 (2020) ● Median 2021 (2020)

Mean and median monthly salaries & wages by education attainment



Tertiary

RM4,239 (RM4,171)  
RM3,794 (RM3,499)



Secondary

RM2,169 (RM2,125)  
RM1,797 (RM1,630)



Primary

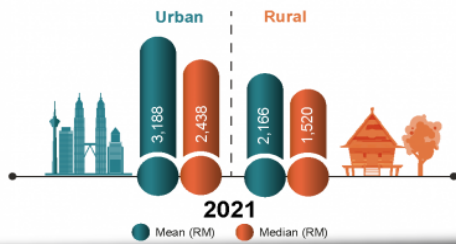
RM1,584 (RM1,556)  
RM1,448 (RM1,274)

No formal education

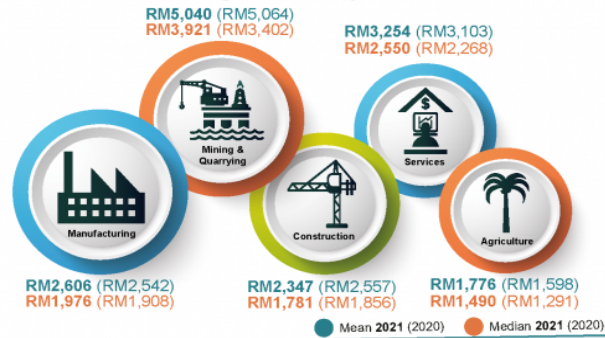
RM1,454 (RM1,447)  
RM1,315 (RM1,237)

# SALARIES & WAGES STATISTICS 2021

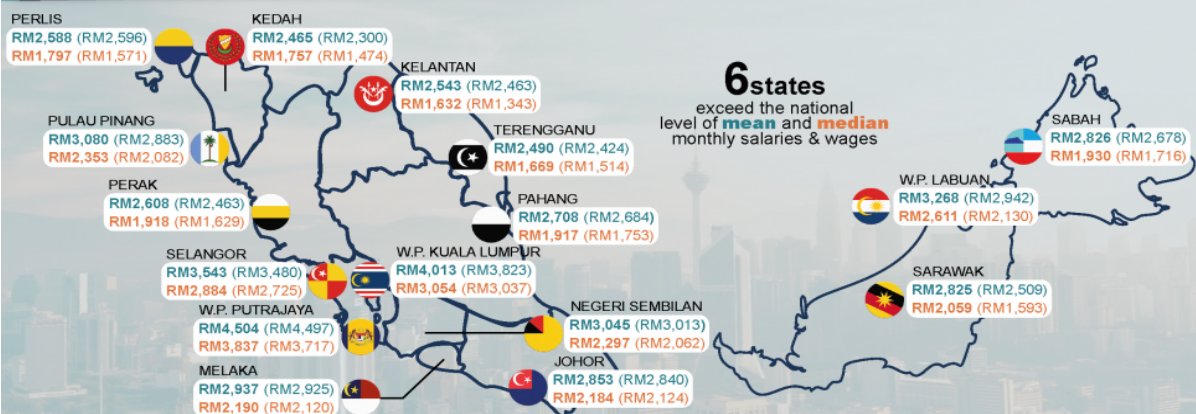
Higher **mean** and **median** monthly salaries & wages in **Urban**



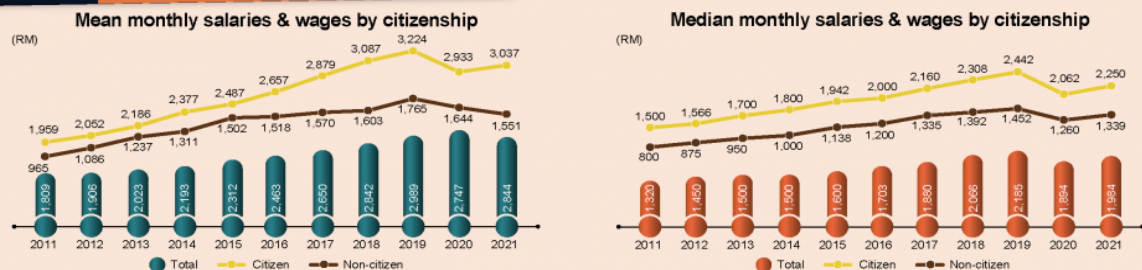
**Mining & Quarrying sector** recorded the highest **mean** and **median** monthly salaries & wages followed by Services sector



## Mean and median monthly salaries & wages by state



## Mean and median monthly salaries & wages by citizenship



Note: Refer to Malaysian citizens

Source: Salaries & Wages Survey Report, 2021, Department of Statistics Malaysia (DOSM)

In 2021, the number of salaries & wages recipients rose by 3.4 per cent to record 9.7 million persons (2020: +2.1%; 9.4 million persons). In the meantime, the median monthly salaries & wages accelerated by 9.1 per cent to RM2,250 as compared to the previous year (2020: -15.6%; RM2,062).

Similarly, the mean monthly salaries & wages rebounded by 3.5 per cent to register RM3,037 after recording a decline for the first-time last year (2020: -9.0%; RM2,933). The rise in median and mean monthly salaries & wages was partly contributed by the continuous resumption of economic and social activities during the second half of the year, after the country was surrounded by the COVID-19 pandemic.

The full publication of the Salaries & Wages Statistics, 2021 can be downloaded from eStatistik portal.

**Released by:**  
**DEPARTMENT OF STATISTICS MALAYSIA**  
**4 OCTOBER 2022**

**Contact person:**

**Baharudin Mohamad**  
Public Relation Officer  
Strategic Communication and International Division  
Department of Statistics, Malaysia  
**Tel :** +603-8885 7942  
**Fax :** +603-8888 9248  
**Email:** baharudin[at]dosm.gov.my

**Contact person:**

Baharudin Mohamad  
Public Relation Officer  
Strategic Communication and International Division  
Department of Statistics Malaysia  
Tel : +603-8090 4681  
Fax : +603-8888 9248  
Email : baharudin[at]dosm.gov.my

**Copyright ©2025 Department of Statistics Malaysia Official Portal. All Rights Reserved.**