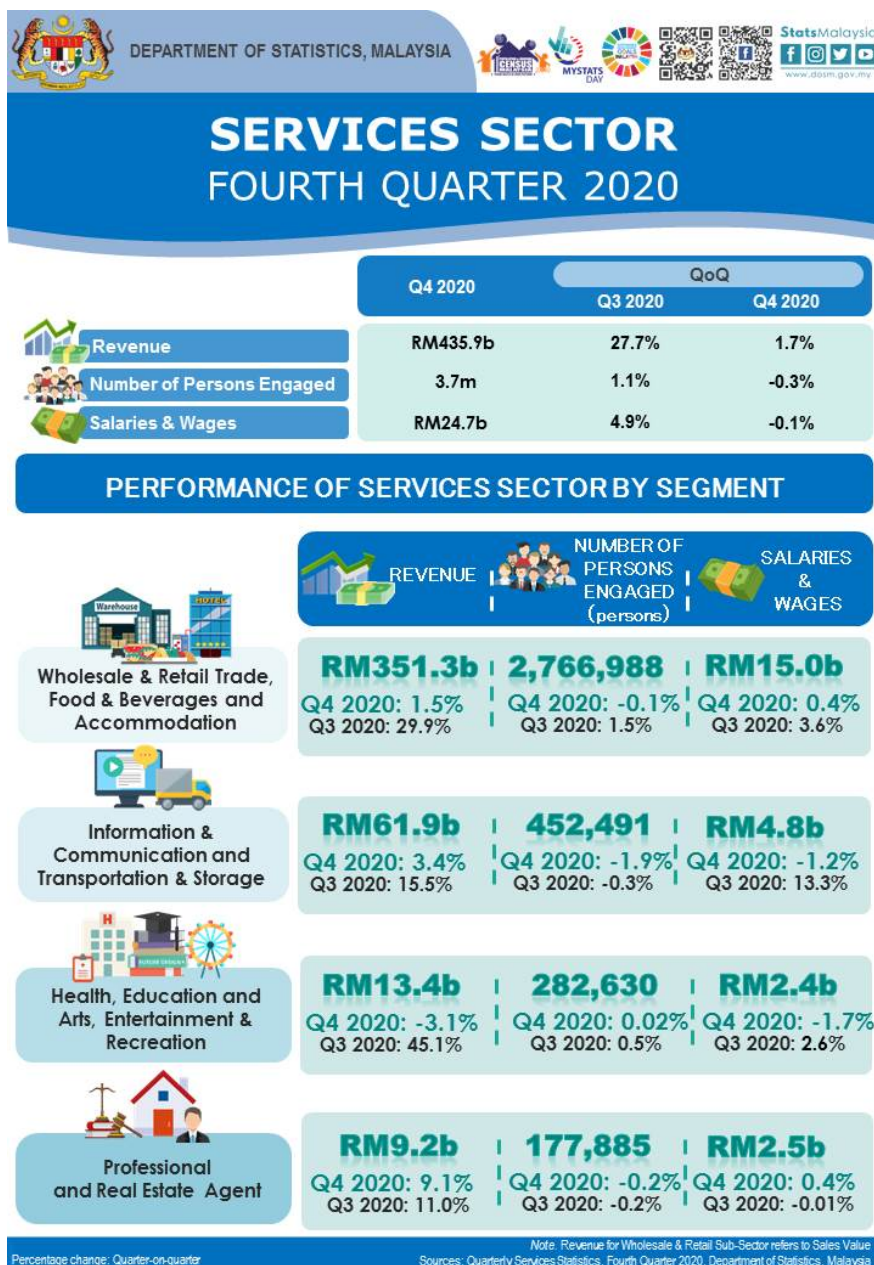











MINISTRY OF ECONOMY
DEPARTMENT OF STATISTICS MALAYSIA

REVENUE FOR SERVICES SECTOR FOURTH QUARTER 2020



This publication presents statistics on Services sector which encompasses the sub-sectors of Wholesale & Retail Trade; Information & Communication; Transportation & Storage; Food & Beverages; Professional; Private Health; Private Education; Accommodation; Arts, Entertainment & Recreation and Real Estate Agent for the period of 2012 until 2020.

Performance of Services Sector, Fourth Quarter 2020

 SERVICES	 REVENUE*			 NUMBER OF PERSONS ENGAGED**		
	RM Billion	YoY (%)	QoQ (%)	Persons	YoY (%)	QoQ (%)
SERVICES	435.9	-5.1	1.7	3,679,994	-3.4	-0.3
 Wholesale & Retail Trade, Food & Beverages and Accommodation	351.3	-3.0	1.5	2,766,988	-3.4	-0.1
 Information & Communication and Transportation & Storage	61.9	-10.4	3.4	452,491	-5.1	-1.9
 Health, Education and Arts, Entertainment & Recreation	13.4	-23.0	-3.1	282,630	-1.9	0.02
 Professional and Real Estate Agent	9.2	-10.8	9.1	177,885	-1.1	-0.2

* Revenue for Wholesale & Retail Trade sub-sector refers to sales value.

** The total number of persons engaged includes all working proprietors, active business partners and unpaid family workers.

Overall Performance

Total revenue of Services sector in fourth quarter 2020 recorded RM435.9 billion, increased 1.7 per cent as compared to the third quarter 2020. The growth was contributed by Wholesale & Retail Trade, Food & Beverages and Accommodation segment (+RM5.1 billion; +1.5%). Meanwhile, total revenue on annual comparison contracted by 5.1 per cent in the fourth quarter, from -4.7 per cent in the previous quarter.

Total number of persons engaged in this sector amounted to 3.7 million persons, decreased 10,502 persons or 0.3 per cent as compared to the third quarter 2020. For year-on-year comparison the number of persons engaged recorded a negative growth of 3.4 per cent or decreased 128,705 persons.

In this quarter, salaries & wages paid amounted to RM24.7 billion, a decrease of 0.1 per cent as against the previous quarter, while year-on-year it went down 4.5 per cent.

Wholesale & Retail Trade, Food & Beverages and Accommodation

Total revenue for Wholesale & Retail Trade, Food & Beverages and Accommodation segment increased 1.5 per cent to RM351.3 billion as compared to the third quarter of 2020. The rise was contributed by Wholesale & Retail Trade sub-sector (+RM5.3 billion; +1.6%) and Food & Beverages (+RM0.07 billion; +0.5%). For year-on-year comparison, this segment decreased by 3.0 per cent.

Number of persons engaged in this segment recorded a growth of -0.1 per cent to 2.8 million persons as compared to the third quarter of 2020. Salaries & wages paid increased 0.4 per cent to RM15.0 billion. For year-on-year comparison, number of persons engaged and salaries & wages paid decreased 3.4 per cent and 1.8 per cent respectively.

Information & Communication and Transportation & Storage

Information & Communication and Transportation & Storage segment recorded an increase in revenue to RM61.9 billion or 3.4 per cent as compared to the third quarter of 2020. The increase was propelled by Information and Communication sub-sector with 9.0 per cent (+RM3.2 billion). Meanwhile, for yearly comparison, revenue contracted by 10.4 per cent.

Number of persons engaged for this segment decreased 1.9 per cent to record 452,491 persons as compared to the previous quarter of 2020. Salaries & wages paid also decreased 1.2 per cent to RM4.8 billion. Meanwhile, for comparison against the fourth quarter of 2019, number of persons engaged and salaries & wages paid recorded negative growths of 5.1 per cent and 13.7 per cent respectively.

Health, Education and Arts, Entertainment & Recreation

A total of RM13.4 billion revenue was generated for Health, Education and Arts, Entertainment & Recreation segment in the fourth quarter of 2020 with 3.1 per cent decrease as compared to the third quarter of 2020. The decrease was contributed by Education (-RM0.3 billion; -7.0%) and Arts, Entertainment & Recreation sub-sector (-RM0.2 billion; -4.7%). This segment registered a decrease in revenue of -23.0 per cent on yearly comparison.

In this quarter, number of persons engaged recorded 282,630 persons, increased 0.02 per cent as compared to the previous quarter. Salaries & wages paid decreased 1.7 per cent to RM2.4 billion. Year-on-year, number of persons engaged and salaries & wages paid recorded negative growths of 1.9 per cent and 1.6 per cent respectively.

Professional and Real Estate Agent

Professional and Real Estate Agent segment recorded an increase in revenue to RM9.2 billion or 9.1 per cent as compared to the third quarter of 2020. The increase was propelled by Professional sub-sector (+RM0.8 billion; 9.9%). For yearly comparison, revenue contracted by 10.8 per cent.

Number of persons engaged for this segment decreased 0.2 per cent quarter-on-quarter to record 177,885 persons. Salaries & wages paid increased 0.4 per cent to RM2.5 billion. Meanwhile, for comparison against the fourth quarter of 2019, number of persons engaged and salaries & wages recorded negative growths of 1.1 per cent and 3.7 per cent respectively.

The full publication of the Quarterly Services Statistics, Fourth Quarter 2020 can be downloaded through **eStatistik** Portal.

*Notes:

Data for fourth quarter 2020 is **provisional**. The data will be updated and published in the next quarter based on the latest figure.

Released By:

DATO' SRI DR. MOHD UZIR MAHIDIN
CHIEF STATISTICIAN MALAYSIA
DEPARTMENT OF STATISTICS, MALAYSIA

 [DrUzir_Mahidin](#)   [Dr_Uzir](#)

9 February 2021

Contact person:

Mohd Yusrizal Ab Razak
Public Relation Officer
Strategic Communication and International Division
Department of Statistics, Malaysia

Tel +603-8885 7942

Fax +603-8888 9248

E-mail: yusrizal.razak@dosm.gov.my

Contact person:

Baharudin Mohamad
Public Relation Officer
Strategic Communication and International Division
Department of Statistics Malaysia

Tel : +603-8090 4681

Fax : +603-8888 9248

Email : baharudin[at]dosm.gov.my

Copyright ©2025 Department of Statistics Malaysia Official Portal. All Rights Reserved.