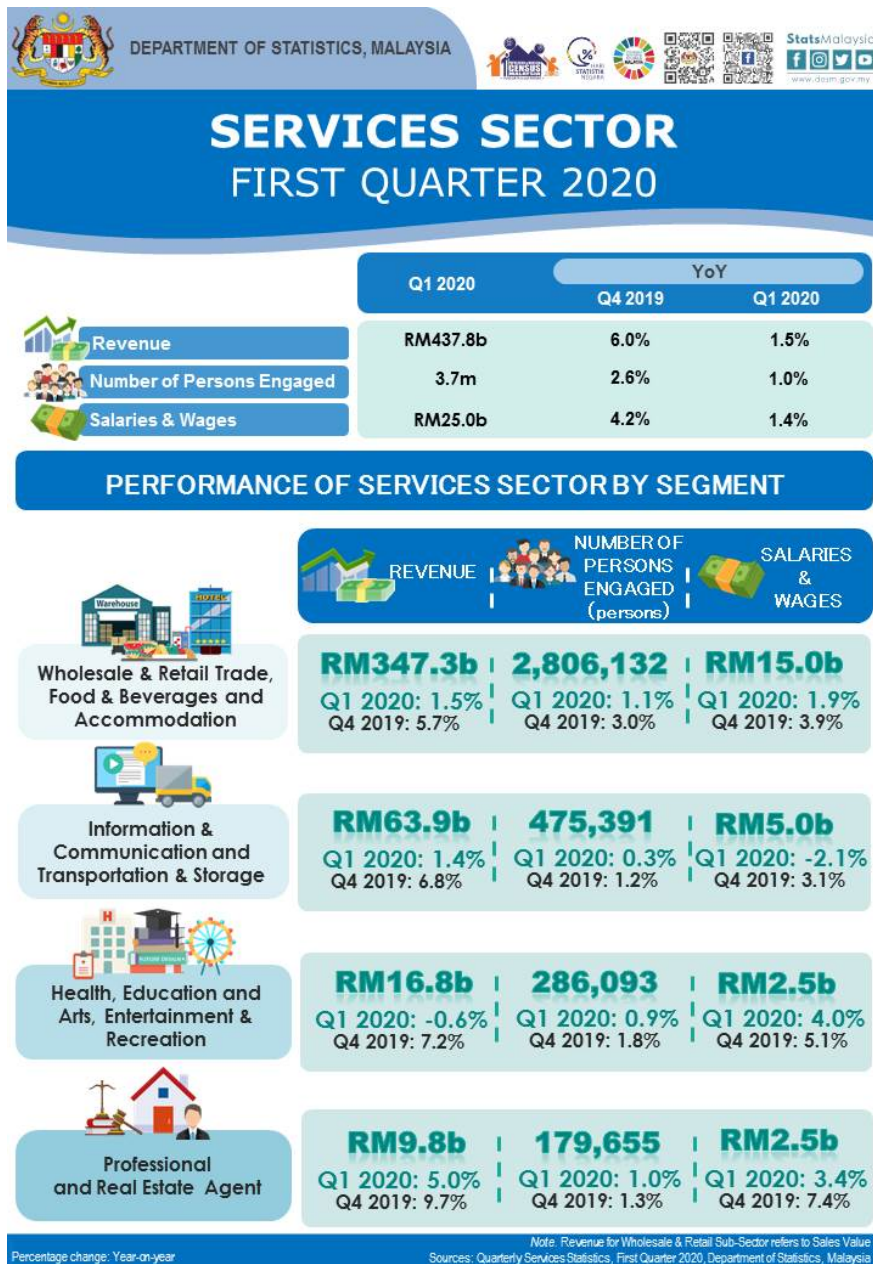









MINISTRY OF ECONOMY  
DEPARTMENT OF STATISTICS MALAYSIA

## REVENUE FOR SERVICES SECTOR FIRST QUARTER 2020



This publication presents statistics on Services sector which encompasses the sub-sectors of Wholesale & Retail Trade; Information & Communication; Transportation & Storage; Food & Beverages; Professional; Private Health; Private Education; Accommodation; Arts, Entertainment & Recreation and Real Estate Agent for the period from year 2012 until first quarter 2020.

### Performance of Services Sector, First Quarter 2020

|   | REVENUE*   |         |         | NUMBER OF PERSONS ENGAGED** |         |         |
|---|------------|---------|---------|-----------------------------|---------|---------|
|   | RM Billion | YoY (%) | QoQ (%) | persons                     | YoY (%) | QoQ (%) |
|  <b>SERVICES</b>   | 437.8      | 1.5     | -4.7    | 3,747,271                   | 1.0     | -1.6    |
|  <b>Wholesale &amp; Retail Trade, Food &amp; Beverages and Accommodation</b> | 347.3      | 1.5     | -4.1    | 2,806,132                   | 1.1     | -2.0    |
|  <b>Information &amp; Communication and Transportation &amp; Storage</b>     | 63.9       | 1.4     | -7.5    | 475,391                     | 0.3     | -0.3    |
|  <b>Health, Education and Arts, Entertainment &amp; Recreation</b>           | 16.8       | -0.6    | -3.7    | 286,093                     | 0.9     | -0.7    |
|  <b>Professional and Real Estate Agent</b>                                   | 9.8        | 5.0     | -5.5    | 179,655                     | 1.0     | -0.1    |

\* Revenue for Wholesale & Retail Trade sub-sector refers to sales value.  
 \*\* The total number of persons engaged includes all working proprietors, active business partners and unpaid family workers.

### Overall Performance

Total revenue of Services sector in first quarter 2020 recorded RM437.8 billion, increased 1.5 per cent as compared to the same quarter 2019. The highest contribution was registered by Wholesale & Retail Trade, Food & Beverages and Accommodation segment (+RM5.3 billion; +1.5%). Meanwhile, total revenue on a quarterly basis registered a negative growth of 4.7 per cent or RM21.4 billion.

Total number of persons engaged in this sector amounted to 3.7 million persons, an increase of 36,683 persons or 1.0 per cent as compared to the same quarter of the previous year. Quarterly basis indicated that number of persons engaged recorded a negative growth of 1.6 per cent or decreased 61,428 persons.

In this quarter, salaries & wages paid was RM25.0 billion, an increase of 1.4 per cent as against to the previous year, while quarter-on-quarter went down 3.4 per cent.

### Wholesale & Retail Trade, Food & Beverages and Accommodation

Total revenue for Wholesale & Retail Trade, Food & Beverages and Accommodation segment recorded a positive growth of 1.5 per cent as compared to the first quarter of 2019 to RM347.2 billion. The growth was contributed by Wholesale & Retail Trade sub-sector (+RM5.1 billion; +1.6%) and Food & Beverages (+RM0.4 billion; +2.4%). For quarterly comparison, this segment recorded a negative growth of 4.1 per cent.

Number of persons engaged in this segment increased 1.1 per cent to 2.8 million persons as compared to the first quarter 2019. Salaries & wages paid grew 1.9 per cent to RM15.0 billion. For quarterly comparison, number of persons engaged and salaries & wages paid went down 2.0 per cent and 1.9 per cent, respectively.

## Information & Communication and Transportation & Storage

Information & Communications and Transportation & Storage segment recorded an increase in revenue to RM63.9 billion or 1.4 per cent as compared to the first quarter of 2019. The increase was propelled by Information & Communication sub-sector with 6.5 per cent (+RM2.2 billion). Meanwhile, for quarterly comparisons revenue went down by 7.5 per cent.

Number of persons engaged for this segment was increased 0.3 per cent year-on-year, to record 475,390 persons and salaries & wages paid amounted to RM5.0 billion. Meanwhile, on quarterly basis, number of persons engaged and salaries & wages paid recorded a negative growth of 0.3 per cent and 10.1 per cent, respectively.

## Health, Education and Arts, Entertainment & Recreation

A total of RM16.8 billion revenue was generated for Health, Education and Arts, Entertainment & Recreation segment in the first quarter 2020 with 0.6 per cent decrease compared to the first quarter 2019. This decrease was contributed by the Arts, Entertainment & Recreation subsector (-9.2%). This segment registered a decrease of revenue 3.7 per cent on a quarterly basis.

In this quarter, number of persons engaged recorded 286,093 persons, rose 0.9 per cent as compared to a year ago. Salaries & wages paid also grew 4.0 per cent to RM2.5 billion. Quarter-on-quarter, number of persons engaged decreased 0.7 per cent, meanwhile salaries & wages paid grew by 2.8 per cent.

## Professional and Real Estate Agent

Total revenue for Professional and Real Estate Agent segment increased 5.0 per cent against the same quarter of 2019. The rise was propelled by Professional sub-sector (+RM0.4 billion; +5.2%). For quarterly comparison, this segment recorded a decline of 5.5 per cent.

In first quarter 2020, the number of persons engaged recorded was 179,665 persons or increased by 1.0 per cent as compared to the same quarter of the previous year. Salaries & wages paid grew 3.4 per cent to RM2.5 billion. For the quarterly comparison, number of persons engaged and salaries & wages recorded negative growth of 0.1 per cent and 3.4 per cent respectively.

### \*Notes:

Data for first quarter 2020 is **provisional**. The data will be updated and published in the next quarter based on the latest figure.

### Released By:

**DATO' SRI DR. MOHD UZIR MAHIDIN**  
**CHIEF STATISTICIAN MALAYSIA**  
**DEPARTMENT OF STATISTICS, MALAYSIA**

 DrUzir\_Mahidin   Dr\_Uzir

**12 May 2020**

### Contact person:

Mohd Yusrizal Ab Razak  
Public Relation Officer

Strategic Communication and International Division  
Department of Statistics, Malaysia  
**Tel** +603-8885 7942  
**Fax** +603-8888 9248  
**E-mail:** yusrizal.razak@dosm.gov.my

**Contact person:**

Baharudin Mohamad  
Public Relation Officer  
Strategic Communication and International Division  
Department of Statistics Malaysia  
Tel : +603-8090 4681  
Fax : +603-8888 9248  
Email : baharudin[at]dosm.gov.my

**Copyright ©2025 Department of Statistics Malaysia Official Portal. All Rights Reserved.**