

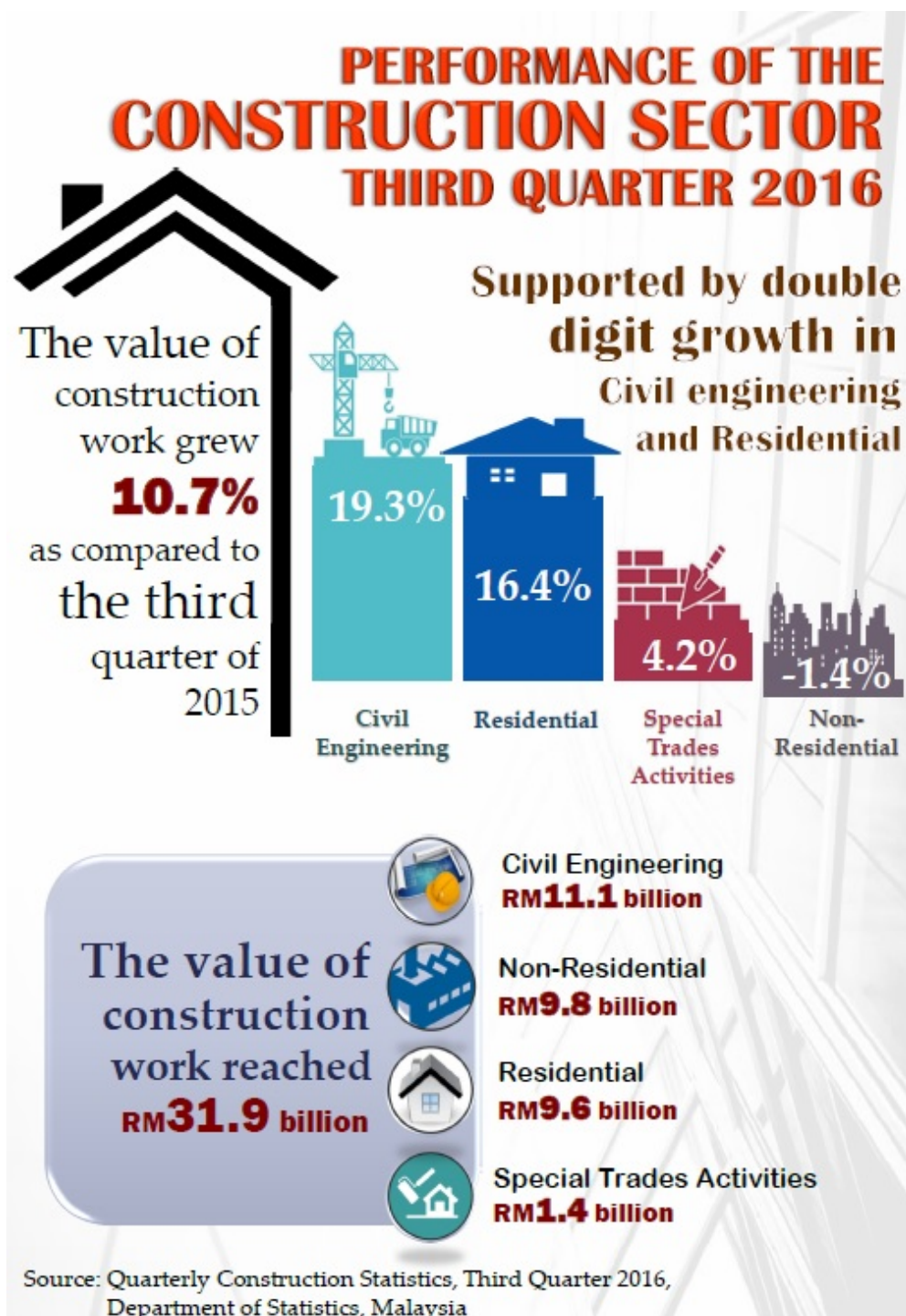


MINISTRY OF ECONOMY  
DEPARTMENT OF STATISTICS MALAYSIA

---

QUARTERLY CONSTRUCTION STATISTICS, THIRD QUARTER 2016

---



## Performance of the construction sector

The value of construction work done grew by 10.7 per cent year-on-year basis to record RM31.9 billion in the third quarter 2016. Growth was driven mainly by the Civil engineering sub-sector. While, on quarter-on-quarter basis, the value of construction work done increased by 4.9 per cent as compared to the previous quarter. The performance of the construction sector is depicted in Table A.

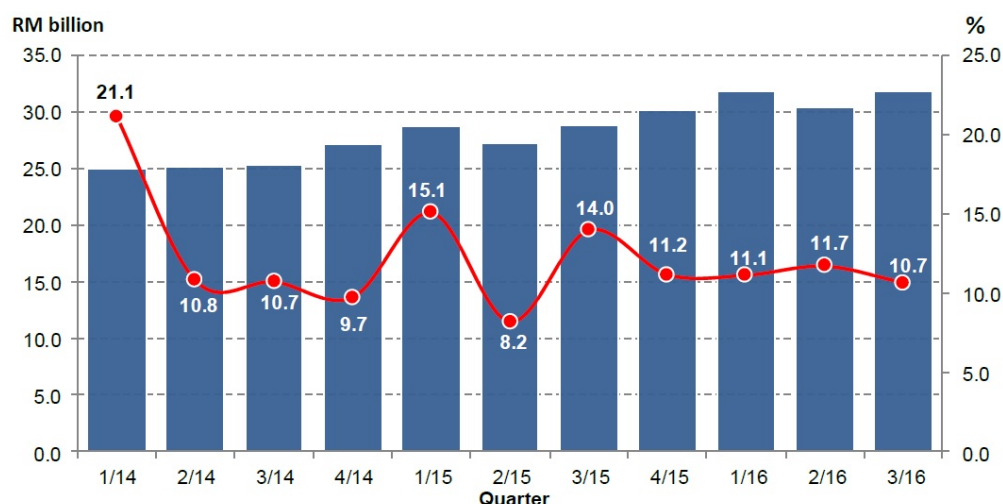
**Table A : Performance of the construction sector**

Quarter	No. of projects *	Value of construction work done (RM million)	Percentage change (%)	
			(QoQ)	(YoY)
<b>3/2016</b>	<b>9,725</b>	<b>31,910</b>	<b>4.9</b>	<b>10.7</b>
2/2016	9,983	30,427	-4.7	11.7
3/2015	9,883	28,834	5.9	14.0

\* The number of projects refers to the cumulative active project in the quarterly construction survey. These include for ongoing and new projects registered with CIDB.

The construction sector continued to record a positive growth since the first quarter of 2014 as shown in Chart 1.

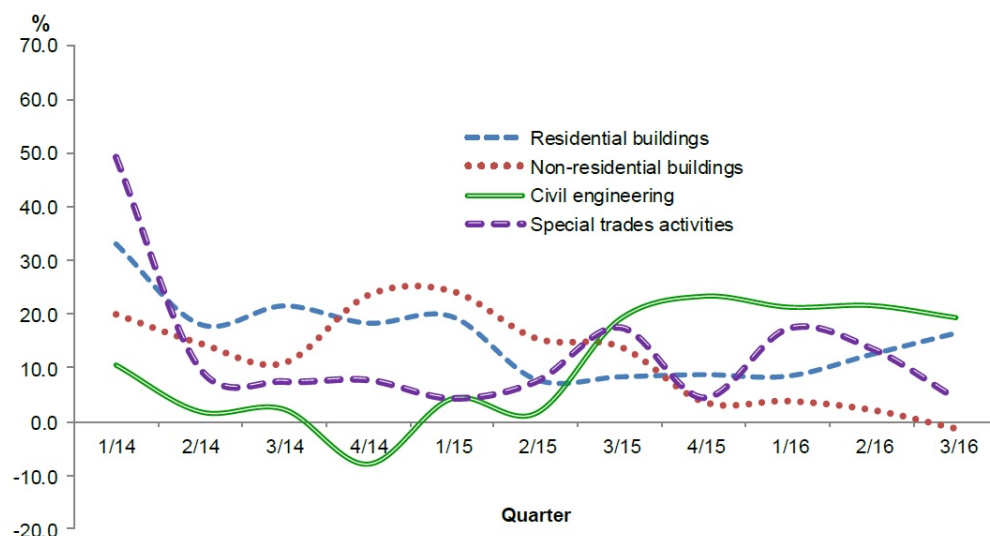
**Chart 1 : Value work done and annual percentage change, Q1 2014 - Q3 2016**



## Construction by type of activity


The highest growth was contributed by the Civil engineering sub-sector with 19.3 per cent, followed by Residential buildings (16.4%) and Special trades activities (4.2%). Meanwhile, the Non-residential buildings sub-sector registered a negative growth of 1.4 per cent in the third quarter 2016. (Chart 2).

**Chart 2 : Annual percentage change by type of activity, Q1 2014 - Q3 2016**



The Civil engineering sub-sector contributed 34.9 per cent to the total value of construction work done, followed by Non-residential buildings (30.7%), Residential buildings (30.0%) and Special trades activities (4.4%) as shown in Chart 3.

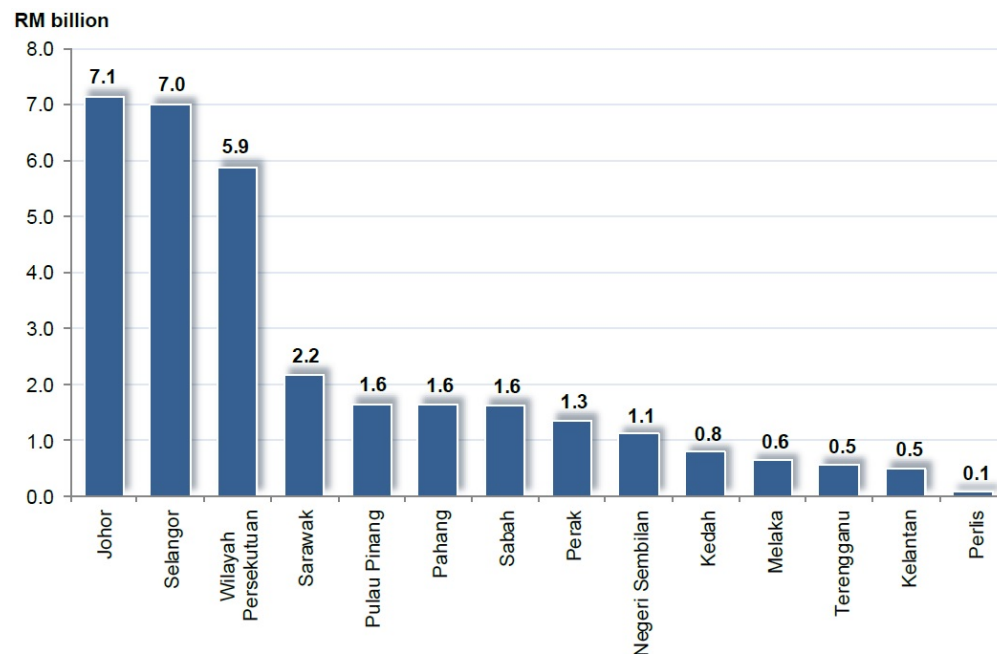
**Chart 3 : Percentage share value of construction work done by type of activity, Q3 2016**



## Value of construction work done by location of project

Johor recorded the highest value of construction work done of RM7.1 billion or 22.3 per cent share among the states. This was followed by Selangor, RM7.0 billion (21.9%); Wilayah Persekutuan, RM5.9 billion (18.4%) and Sarawak, RM2.2 billion(6.8%). The contribution of these states accounted for 69.4 per cent of the total value of construction work done as shown in Chart 4.

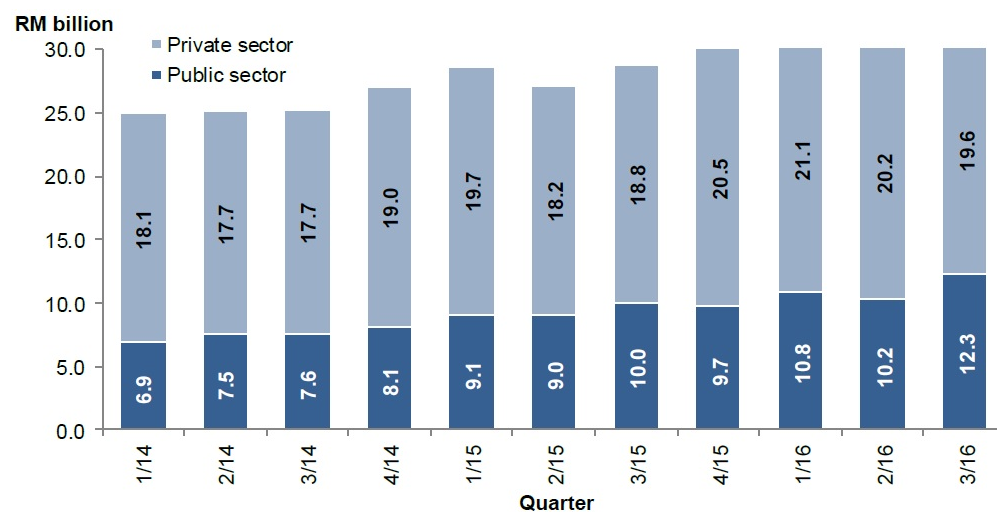
**Chart 4 : Value of construction work done by location of project, Q3 2016**



## Construction by project owner

The value of construction work done continued to be dominated by the private sector. The private and the public sectors recorded RM19.6 billion and RM12.3 billion respectively in the third quarter of 2016 as shown in Chart 5.

**Chart 5 : Value of construction work done by project owner, Q1 2014 - Q3 2016**



### \*Notes:

Data for third quarter 2016 is provisional. The data will be updated based on the latest available

figures and subsequently published in the publication fourth quarter 2016.

**Released By:**

**THE OFFICE OF CHIEF STATISTICIAN MALAYSIA  
DEPARTMENT OF STATISTICS, MALAYSIA  
#myHariBulan# #myBulan# #myTahun#**

**Contact person:**

Ho Mei Kei  
Public Relation Officer  
Corporate and User Services Division  
Department of Statistics, Malaysia  
**Tel :** +603-8885 7942  
**Fax :** +603-8888 9248  
**Email :** mkho[at]stats.gov.my

**Contact person:**

Baharudin Mohamad  
Public Relation Officer  
Strategic Communication and International Division  
Department of Statistics Malaysia  
**Tel :** +603-8090 4681  
**Fax :** +603-8888 9248  
**Email :** baharudin[at]dosm.gov.my

**Copyright ©2026 Department of Statistics Malaysia Official Portal. All Rights Reserved.**