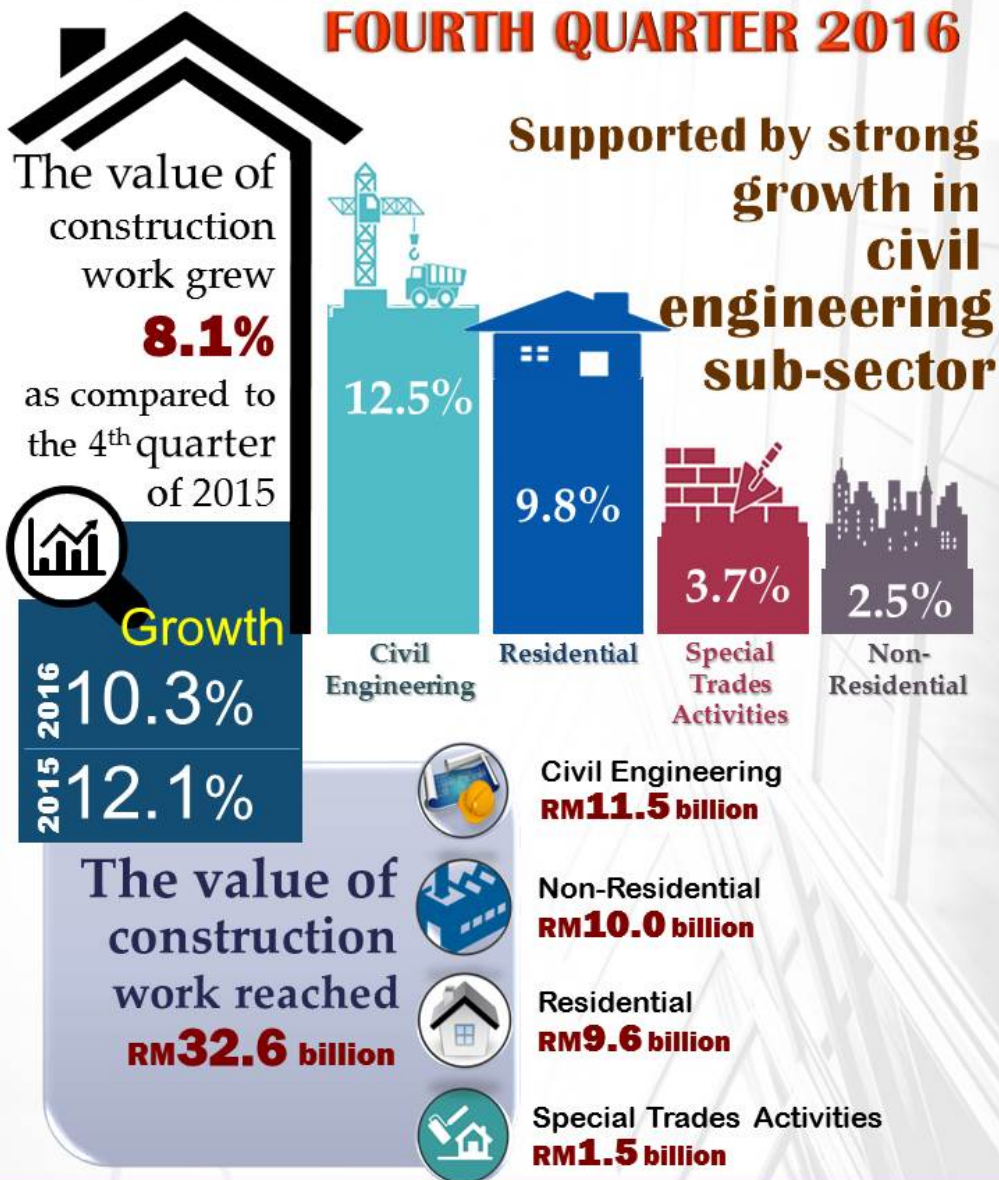




MINISTRY OF ECONOMY
DEPARTMENT OF STATISTICS MALAYSIA

QUARTERLY CONSTRUCTION STATISTICS, FOURTH QUARTER 2016

PERFORMANCE OF THE CONSTRUCTION SECTOR FOURTH QUARTER 2016



Source: Quarterly Construction Statistics, Fourth Quarter 2016, Department of Statistics, Malaysia



<https://www.doam.gov.my>



www.facebook.com/StatsMalaysia



twitter.com/StatsMalaysia

Performance of the construction sector

The value of construction work done grew by 8.1 per cent year-on-year basis to record RM32.6 billion in the fourth quarter 2016. Growth was driven mainly by the Civil engineering sub-sector. While, on quarter-on-quarter basis, the value of construction work done increased by 2.0 per cent as compared to the previous quarter. The performance of the construction sector is depicted in Table A.

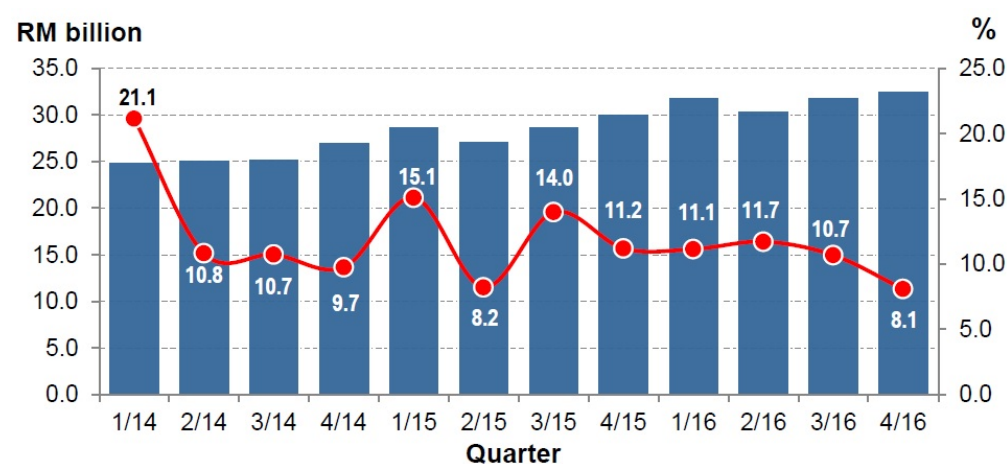
Table A : Performance of the construction sector

Quarter	No. of projects *	Value of construction work done (RM million)	Percentage change (%)	
			(QoQ)	(YoY)
4/2016	9,791	32,560	2.0	8.1
3/2016	9,725	31,910	4.9	10.7
4/2015	10,230	30,129	4.5	11.2

* The number of projects refers to the cumulative active project in the quarterly construction survey. These include for ongoing and new projects registered with CIDB.

The construction sector continued to record a positive growth since the first quarter of 2014 as shown in Chart 1.

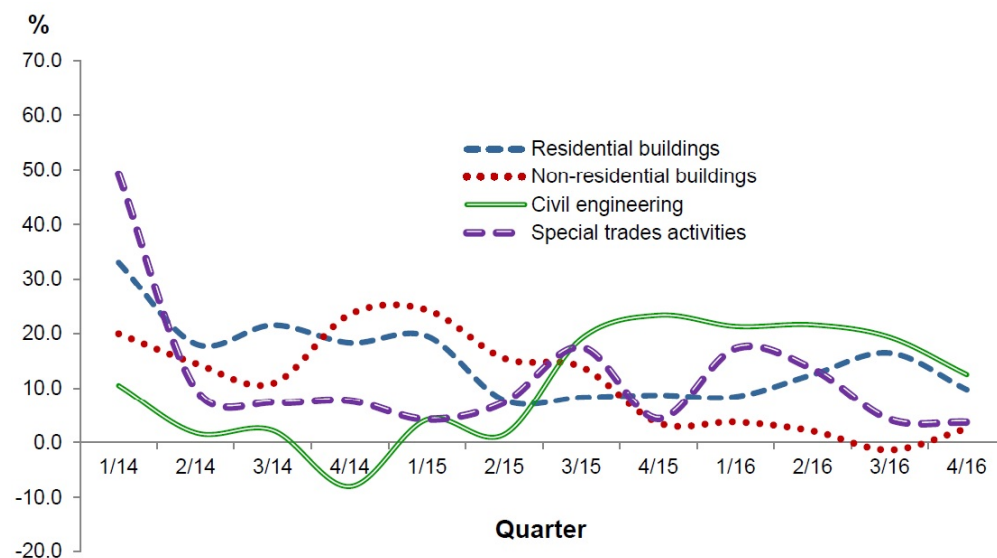
Chart 1 : Value work done and annual percentage change, Q1 2014 - Q4 2016



Construction by type of activity

The highest growth was contributed by the Civil engineering sub-sector with 12.5 per cent, followed by Residential buildings (9.8%), Special trades activities (3.7%) and Non-residential buildings sub-sector (2.5%) in the fourth quarter 2016 (Chart 2).

Chart 2 : Annual percentage change by type of activity, Q1 2014 - Q4 2016



The Civil engineering sub-sector contributed 35.3 per cent to the total value of construction work done, followed by Non-residential buildings (30.6%), Residential buildings (29.5%) and Special trades activities (4.6%) as shown in Chart 3.

Chart 3 : Percentage share value of construction work done by type of activity, Q4 2016



Civil engineering

Non-residential buildings

Residential buildings

Special trade activities

35.3%

30.6%

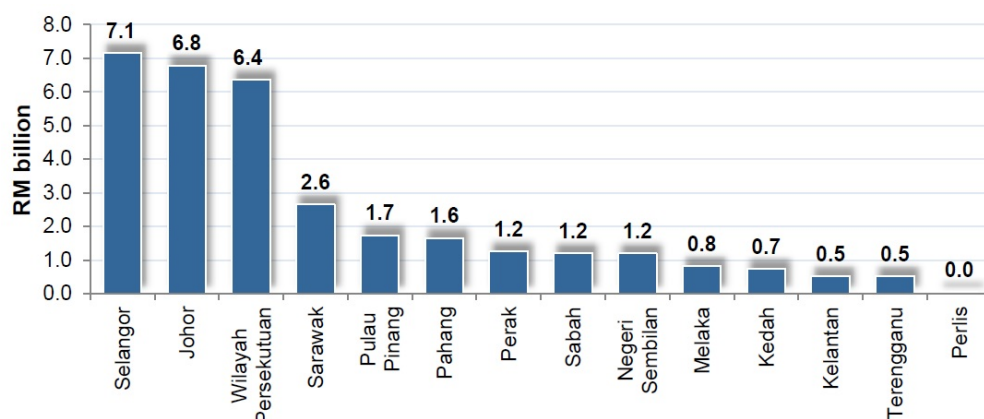
29.5%

4.6%

Value of construction work done by location of project

Selangor recorded the highest value of construction work done of RM7.1 billion or 21.9 per cent share among the states. This was followed by Johor, RM6.8 billion (20.8%); Wilayah Persekutuan, RM6.4 billion (19.5%); Sarawak, RM2.6 billion (8.1%) and Pulau Pinang, RM1.7 billion (5.3%). The contribution of these states accounted for 75.6 per cent of the total value of construction work done as shown in Chart 4.

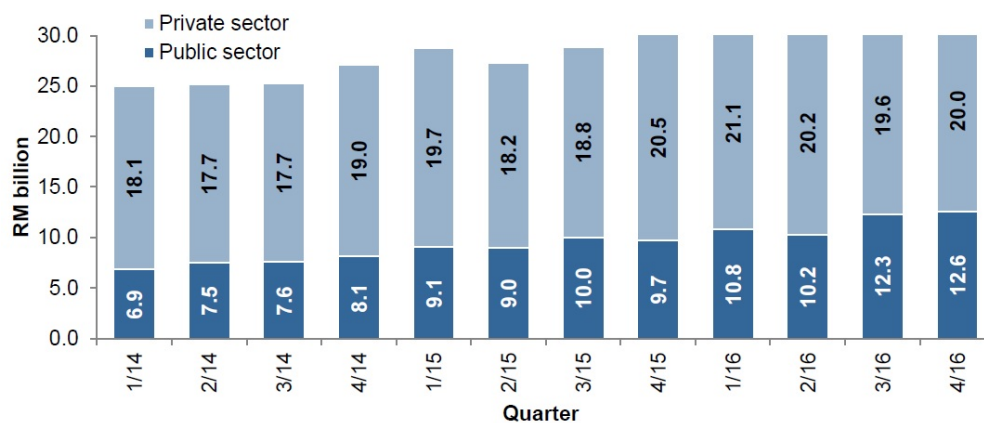
Chart 4 : Value of construction work done by location of project, Q4 2016



Construction by project owner

The value of construction work done continued to be dominated by the private sector. The private and the public sectors recorded RM20.0 billion and RM12.6 billion respectively in the fourth quarter of 2016 as shown in Chart 5.

Chart 5 : Value of construction work done by project owner, Q1 2014 - Q4 2016



*Notes:

Data for fourth quarter 2016 is provisional. The data will be updated based on the latest available figures and subsequently published in the publication first quarter 2017.

Released By:

**THE OFFICE OF CHIEF STATISTICIAN MALAYSIA
DEPARTMENT OF STATISTICS, MALAYSIA
#myHariBulan# #myBulan# #myTahun#**

Contact person:

Ho Mei Kei
Public Relation Officer
Corporate and User Services Division
Department of Statistics, Malaysia
Tel : +603-8885 7942
Fax : +603-8888 9248
Email : mkho[at]stats.gov.my

Contact person:

Baharudin Mohamad
Public Relation Officer
Strategic Communication and International Division
Department of Statistics Malaysia
Tel : +603-8090 4681
Fax : +603-8888 9248
Email : baharudin[at]dosm.gov.my

Copyright ©2026 Department of Statistics Malaysia Official Portal. All Rights Reserved.