



MINISTRY OF ECONOMY
DEPARTMENT OF STATISTICS MALAYSIA

QUARTERLY CONSTRUCTION STATISTICS, FOURTH QUARTER 2015

Performance of the construction sector

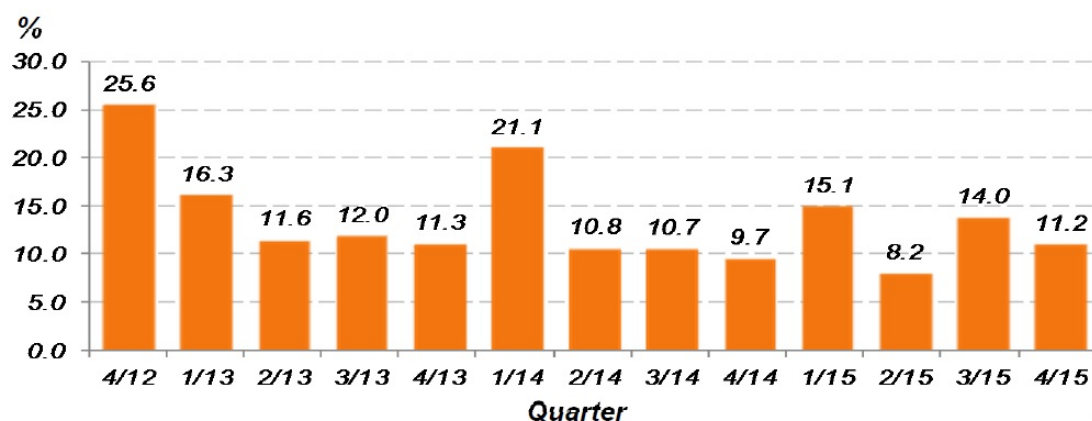
The total value of construction work done in the fourth quarter 2015 recorded a growth of 11.2 per cent year-on-year to record RM30.1 billion mainly driven by the civil engineering sub-sector. The quarter-on-quarter percentage change showed a growth of 4.5 per cent as compared to the previous quarter as shown in Table A.

Table A : Performance of the construction sector

Quarter	No. of projects	Value of construction work done (RM million)	Percentage change (%)	
			(QoQ)	(YoY)
Q4 / 2015	10,230	30,129	4.5	11.2
Q3 / 2015	9,883	28,834	5.9	14.0
Q4 / 2014	10,000	27,099	7.1	9.7

As illustrated in Chart 1, the construction sector continued to record a positive growth since the fourth quarter of 2012.

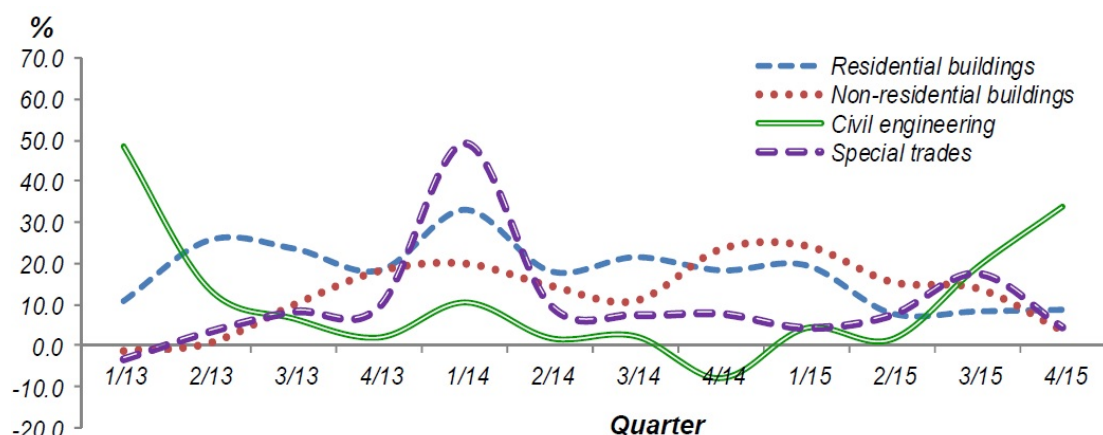
Chart 1 : Annual percentage change, Q4 2012 - Q4 2015



Construction by type of activity

Chart 2 illustrates the growth of construction work done by type of construction activity for the period of first quarter 2013 to fourth quarter 2015. The highest growth was contributed by civil engineering sub-sector which recorded 23.3 per cent in fourth quarter 2015. Residential buildings recorded 8.7 per cent, special trades 4.4 per cent and non-residential buildings subsector 3.6 per cent.

Chart 2 : Annual percentage change by type of activity, Q1 2013 - Q4 2015



In the fourth quarter 2015, the highest percentage share was contributed by civil engineering sub-sector which recorded 33.9 per cent. Followed by non-residential buildings (32.3%), residential buildings (29.1%), and special trades sub-sector(4.8%) as shown in Table B.

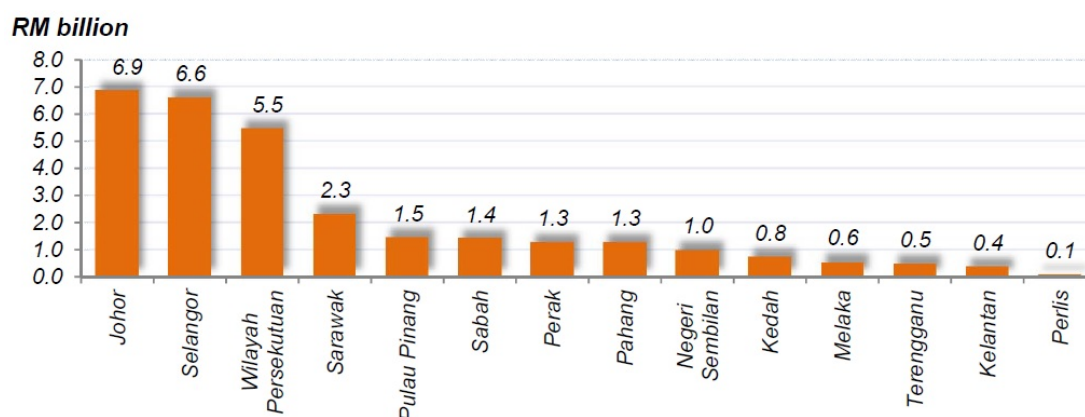
Table B : Value of construction work done by type of activity, Q4 2014 - Q4 2015

Quarter	Construction work done									
	Total		Residential buildings		Non-residential buildings		Civil engineering		Special trades	
	RM million	%	RM million	%	RM million	%	RM million	%	RM million	%
Q4 / 15	30,129	100.0	8,760	29.1	9,719	32.3	10,217	33.9	1,433	4.8
Q3 / 15	28,834	100.0	8,227	28.5	9,937	34.5	9,330	32.4	1,340	4.6
Q2 / 15	27,239	100.0	8,253	30.3	9,418	34.6	8,288	30.4	1,280	4.7
Q1 / 15	28,741	100.0	8,606	29.9	10,006	34.8	8,753	30.5	1,376	4.8
Q4 / 14	27,099	100.0	8,059	29.7	9,382	34.6	8,285	30.6	1,373	5.1

Value of construction work done by location of project

In the current quarter, Johor recorded the highest value of construction work done of RM6.9 billion or 22.8 per cent among the states. This was followed by Selangor, RM6.6 billion (22.0%); Wilayah Persekutuan, RM5.5 billion (18.2%); Sarawak, RM2.3 billion (7.8%) and Pulau Pinang, RM1.5 billion (4.9%). The contribution of these five states accounted for 75.7 per cent of the total value of construction work done as shown in Chart 3.

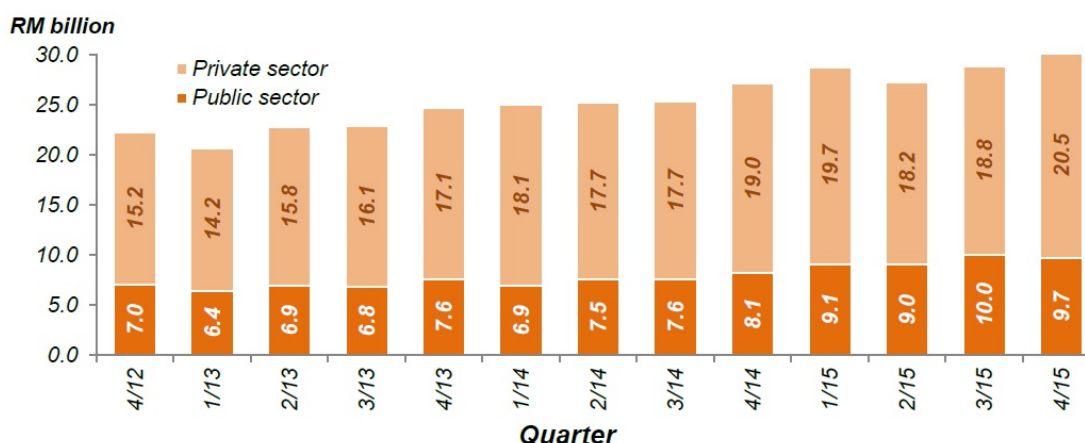
Chart 3 : Value of construction work done by location of project, Q4 2015



Construction by project owner

In terms of the value of construction work done by the project owner, the private and the public sector recorded RM20.5 billion and RM9.7 billion respectively in the fourth quarter 2015 as shown in Chart 4 .

Chart 4 : Value of construction work done by project owner, Q4 2012 - Q4 2015



*Notes:

Data for fourth quarter 2015 is provisional. The data will be updated based on the latest available figures and subsequently published in the publication first quarter 2016.

Released By:

**THE OFFICE OF CHIEF STATISTICIAN MALAYSIA
DEPARTMENT OF STATISTICS, MALAYSIA
#myHariBulan# #myBulan# #myTahun#**

Contact person:

Ho Mei Kei
Public Relation Officer
Corporate and User Services Division
Department of Statistics, Malaysia
Tel : +603-8885 7942
Fax : +603-8888 9248
Email : mkho[at]stats.gov.my

Contact person:

Baharudin Mohamad
Public Relation Officer
Strategic Communication and International Division
Department of Statistics Malaysia
Tel : +603-8090 4681
Fax : +603-8888 9248
Email : baharudin[at]dosm.gov.my

Copyright ©2026 Department of Statistics Malaysia Official Portal. All Rights Reserved.