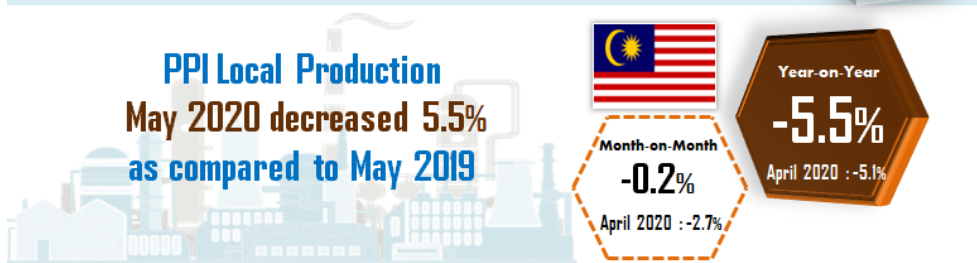
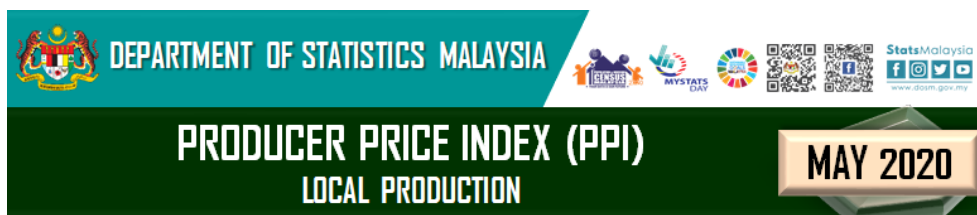


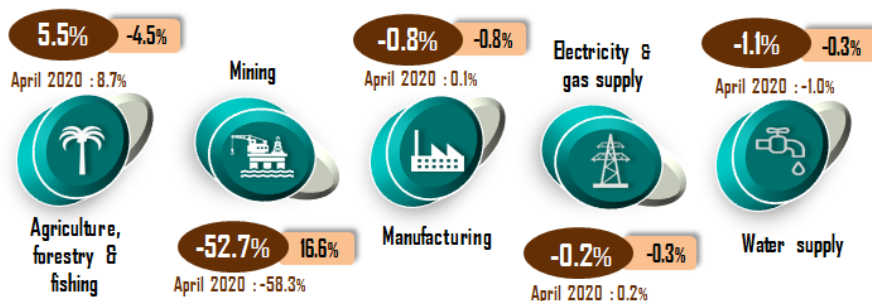


MINISTRY OF ECONOMY
DEPARTMENT OF STATISTICS MALAYSIA

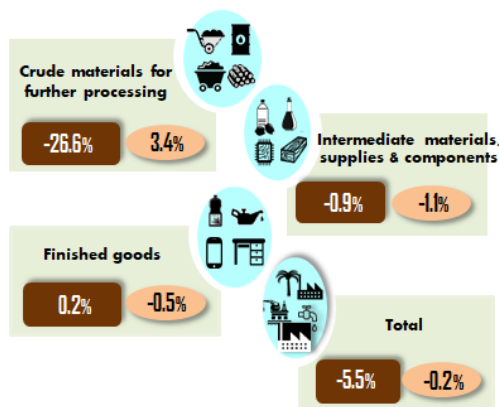
PRODUCER PRICE INDEX MALAYSIA MAY 2020



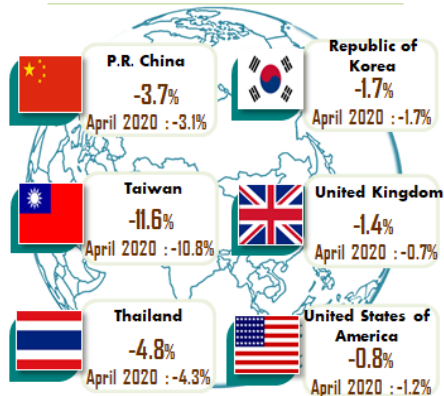
PPI BY SECTOR



PPI BY STAGE OF PROCESSING



PPI SELECTED COUNTRIES



Source : <https://tradingeconomics.com>

PRODUCER PRICE INDEX (2010=100) BY SECTOR (MSIC 2008)

The Producer Price Index (PPI) local production which measures costs for goods at the factory gate, decreased 5.5 per cent year-on-year in May 2020, marking the third consecutive months in a row of the index to fall into negative territory. The decrease in the overall index was driven by the decline in the index of Mining (-52.7%) due to the slump in the global commodity prices namely crude oils and natural gas. In addition, Water supply (-1.1%), Manufacturing (-0.8%) and Electricity & gas supply (-0.2%) were also contributed to the decrease in the index. Conversely, the index of Agriculture, forestry & fishing edged up by 5.5 per cent.

On a monthly basis, the PPI local production declined marginally by 0.2 per cent in May 2020. This marginal decline was supported by a 16.6 per cent increase in the Mining index which offset the fall in four other industries: Agriculture, forestry & fishing (-4.5%), Manufacturing (-0.8%), Electricity & gas supply (-0.3%) and Water supply (-0.3%). This was the first positive in the Mining index after declining for fourth consecutive months since January 2020.

Table 1 : Producer Price Index (2010=100) Local Production by Sector (MSIC 2008), Malaysia

			Index	Percentage Change					
				Year-on-Year			Month-on-Month		
Sector	Code	Weights	May 2020	Mar 2020/ Mar 2019	Apr 2020/ Apr 2019	May 2020/ May 2019	Mar 2020/ Feb 2020	Apr 2020/ Mar 2020	May 2020/ Apr 2020
Total		100.000	99.7	-1.9	-5.1	-5.5	-3.0	-2.7	-0.2
Agriculture, forestry & fishing	A	6.730	93.8	13.4	8.7	5.5	-2.1	-3.2	-4.5
Mining	B	7.927	52.1	-35.8	-58.3	-52.7	-31.9	-30.6	16.6
Manufacturing	C	81.571	105.3	0.6	0.1	-0.8	-0.2	-0.7	-0.8
Electricity & gas supply	D	3.442	117.8	-0.3	0.2	-0.2	0.2	-0.3	-0.3
Water supply	E	0.330	110.8	-0.3	-1.0	-1.1	0.7	-0.6	-0.3

PRODUCER PRICE INDEX BY STAGE OF PROCESSING

The PPI local production by stage of processing in May 2020 for Crude materials for further processing and Intermediate materials, supplies & components decreased 26.6 per cent and 0.9 per cent respectively as compared to the same month of the preceding year. Meanwhile, Finished goods rose 0.2 per cent.

As compared to the previous month, the PPI local production decreased marginally by 0.2 per cent in May 2020. The decrease was attributed by the index for Intermediate materials, supplies & components (-1.1%) and Finished goods (-0.5%). Meanwhile, Crude materials for further processing rose 3.4 per cent. [Table 2]

Table 2 : Producer Price Index (2010=100), Local Production by Stage of Processing

Stage of Processing	Code	Weights	Index						
			May 2020	Year-on-Year			Percentage Change		
				Mar 2020/ Mar 2019	Apr 2020/ Apr 2019	May 2020/ May 2019	Mar 2020/ Feb 2020	Apr 2020/ Mar 2020	May 2020/ Apr 2020
Total		100.000	99.7	-1.9	-5.1	-5.5	-3.0	-2.7	-0.2
Crude materials for further processing	1	16.410	79.6	-13.9	-28.9	-26.6	-15.0	-14.1	3.4
Intermediate materials, supplies and components	2	56.119	105.6	0.8	0.4	-0.9	-0.6	-0.7	-1.1
Finished goods	3	27.471	101.3	0.7	1.1	0.2	0.3	0.1	-0.5

Released by:

DATO' SRI DR. MOHD UZIR MAHIDIN
CHIEF STATISTICIAN MALAYSIA
DEPARTMENT OF STATISTICS, MALAYSIA

 [DrUzir_Mahidin](#)  [Dr_Uzir](#) 

#myHariBulan# #myBulan# #myTahun#

Contact person:

Mohd Yusrizal Ab Razak
Public Relation Officer
Strategic Communication and International Division
Department of Statistics, Malaysia
Tel : +603-8885 7942
Fax : +603-8888 9248
Email : yusrizal.razak[at]dosm.gov.my

Contact person:

Baharudin Mohamad

Public Relation Officer
Strategic Communication and International Division
Department of Statistics Malaysia
Tel : +603-8090 4681
Fax : +603-8888 9248
Email : baharudin[at]dosm.gov.my

Copyright ©2025 Department of Statistics Malaysia Official Portal. All Rights Reserved.