



MINISTRY OF ECONOMY  
DEPARTMENT OF STATISTICS MALAYSIA

## PRODUCER PRICE INDEX MALAYSIA JUNE 2017



Department of Statistics, Malaysia  
<https://www.dosm.gov.my>

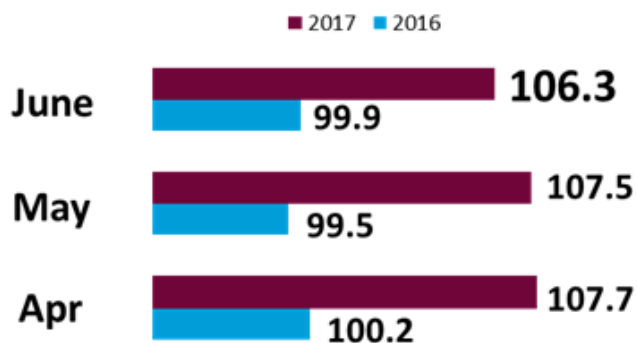


<https://www.facebook.com/StatsMalaysia>  
<https://twitter.com/StatsMalaysia>

### PPI for Local Production increased 6.4% in June 2017 compared to June 2016

#### Overall Index

#### Percentage Change



#### Month-on-Month


-1.1%

#### Year-on-Year

6.4%

#### Percentage Change by Sector

##### Agriculture, Forestry & Fishing



##### Mining




##### Manufacturing



##### Electricity & gas supply<sup>(1)</sup>



##### Water supply<sup>(1)</sup>



Note: <sup>(1)</sup> The price used in the calculation of the index refers to the net transaction prices for sales of output received by producers

Source: Producer Price Index Local Production (2010=100), June 2017

## Producer Price Index (2010=100) by Sector (MSIC 2008)

The Producer Price Index (PPI) for local production rose 6.4 per cent on a year on year basis in June 2017. Among the sectors which showed significant increases during this period were Mining (+10.2%), Manufacturing (+6.6%), Agriculture, forestry & fishing (+5.0%) and Electricity & gas supply (+0.8%). However, index for Water supply decreased (-0.7%).

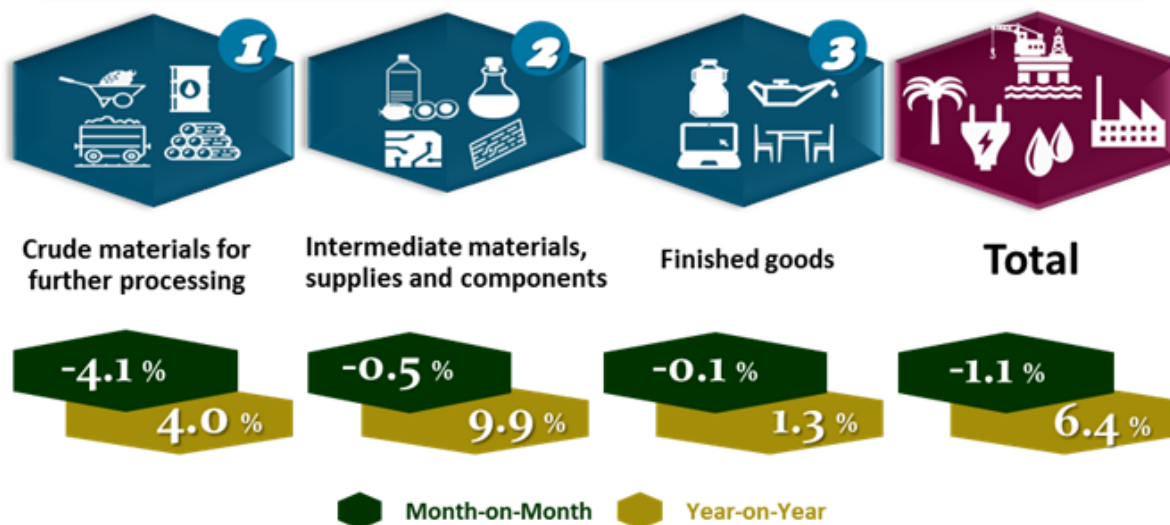
On a monthly basis, PPI for local production declined by 1.1 per cent in June 2017 compared to May 2017. This was due to decreases in four sectors namely, Mining (-5.2%), Agriculture, forestry & fishing (-2.3%), Manufacturing (-0.5%) and Water supply (-0.3%). However, Electricity & gas supply remained unchanged.[Table I]

**Table I : Producer Price Index (2010=100) Local Production by Sector (MSIC 2008), Malaysia**

Sector	Code	Weights	Index	Percentage Change Month-on-Month			Percentage Change Year-on-Year		
			June 2017	April 2017/ March 2016	May 2017/ April 2017	June 2017/ May 2017	April 2017/ April 2016	May 2017/ May 2016	June 2017/ June 2016
Total		100.0	106.3	▼ -0.9	▼ -0.2	▼ -1.1	▲ 7.5	▲ 8.0	▲ 6.4
Agriculture, Forestry & Fishing	A	8.2	110.1	▼ -6.1	▲ 2.5	▼ -2.3	▲ 4.0	▲ 6.4	▲ 5.0
Mining	B	9.7	80.7	▼ -1.0	▼ -6.7	▼ -5.2	▲ 32.0	▲ 16.9	▲ 10.2
Manufacturing	C	78.8	108.8	▼ -0.5	▲ 0.3	▼ -0.5	▲ 5.9	▲ 7.6	▲ 6.6
Electricity & gas supply	D	3.1	114.2	▼ -0.3	▼ -0.3	▲ 0.0	▲ 4.2	▲ 3.0	▲ 0.8
Water supply	E	0.3	114.1	▲ 0.1	▲ 0.4	▼ -0.3	▼ -1.0	▲ 0.3	▼ -0.7



### Percentage Change by Stage of Processing June 2017



Source: Producer Price Index Local Production (2010=100), June 2017

The PPI for local production by stage of processing (SOP) declined 1.1 per cent in June 2017 compared to the previous month. This decline was due to decreases in the index for Crude materials for further processing (-4.1%), intermediate materials, supplies and components (-0.5%) and Finished goods (-0.1%).

As compared with the same month a year ago, the PPI for local production by SOP for June 2017 increased 6.4 per cent. The increases were propelled by the index for Intermediate materials, supplies and components (+9.9%), Crude materials for further processing (+4.0%), and Finished goods (+1.3%). [Table II]

Stage of Processing	Code	Weights	Index	Percentage Change Month-on-Month			Percentage Change Year-on-Year		
			June 2017	April 2017/ March 2016	May 2017/ April 2017	June 2017/ May 2017	April 2017/ April 2016	May 2017/ May 2016	June 2017/ June 2016
<b>Total</b>		100.0	<b>107.5</b>	▼ -0.9	▼ -0.2	▼ -1.1	▲ 7.5	▲ 8.0	▲ 6.4
<b>Crude materials for further processing</b>	1	20.3	<b>104.3</b>	▼ -1.9	▼ -1.7	▼ -4.1	▲ 17.8	▲ 11.3	▲ 4.0
<b>Intermediate materials, supplies and components</b>	2	53.6	<b>110.5</b>	▼ -1.0	▲ 0.4	▼ -0.5	▲ 6.9	▲ 10.1	▲ 9.9
<b>Finished goods</b>	3	26.1	<b>103.8</b>	▼ -0.1	⚡ 0.0	▼ -0.1	▲ 1.4	▲ 1.4	▲ 1.3

**Released By:**

**DR. MOHD UZIR MAHIDIN**

**CHIEF STATISTICIAN MALAYSIA**

**DEPARTMENT OF STATISTICS, MALAYSIA**

**31 July 2017**

**Contact person:**

Ho Mei Kei

Public Relation Officer

Corporate and User Services Division

Department of Statistics, Malaysia

Tel : +603-8885 7942

Fax : +603-8888 9248

Email : mkho[at]stats.gov.my

**Contact person:**

Baharudin Mohamad

Public Relation Officer

Strategic Communication and International Division

Department of Statistics Malaysia

Tel : +603-8090 4681

Fax : +603-8888 9248

Email : baharudin[at]dosm.gov.my

**Copyright ©2026 Department of Statistics Malaysia Official Portal. All Rights Reserved.**