



MINISTRY OF ECONOMY
DEPARTMENT OF STATISTICS MALAYSIA

PRODUCER PRICE INDEX MALAYSIA JANUARY 2019



Department of Statistics Malaysia
<https://www.dosm.gov.my>



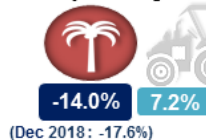
**PRODUCER PRICE INDEX (PPI)
FOR LOCAL PRODUCTION**

**JANUARY
2019**

PPI for Local Production
decreased 3.6% in January 2019
as compared to January 2018

**PERCENTAGE
CHANGE OF INDEX
BY SECTOR**

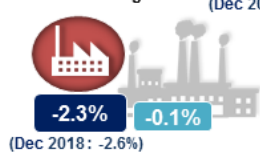
Agriculture,
forestry & fishing



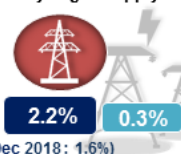
Mining




Manufacturing



Electricity & gas supply



Water supply



PERCENTAGE CHANGE OF PPI

-3.6%

(Dec 2018: -3.7%)

0.6%

(Dec 2018: -1.3%)

■ Year-on-Year

■ Month-on-Month

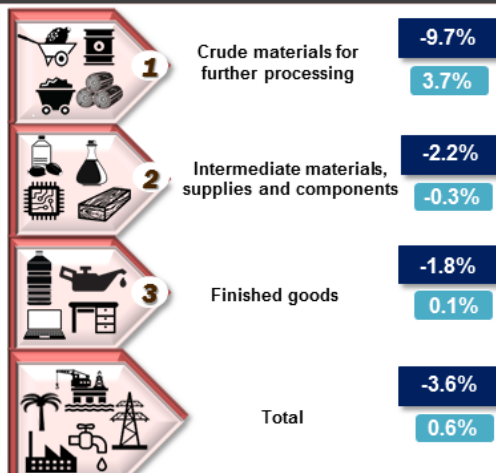


PPI SELECTED COUNTRIES



Source: <https://tradingeconomics.com>

**PERCENTAGE CHANGE OF INDEX
BY STAGE OF PROCESSING**



Source : Producer Price Index Local Production (2010=100), January 2019

PRODUCER PRICE INDEX (2010=100) BY SECTOR (MSIC 2008)

The Producer Price Index (PPI) for local production decreased 3.6 per cent in January 2019 as compared to the same period of the preceding year. The decline was led by the index of Agriculture, forestry & fishing (-14.0%), Mining (-8.4%), Manufacturing (-2.3%) and Water supply (-1.0%). Meanwhile, the index of Electricity & gas supply edged up by 2.2 per cent.

On monthly basis, the PPI for local production rose 0.6 per cent as compared to 1.3 per cent decline in December 2018. The increase was supported by the index of Agriculture, forestry & fishing (+7.2%), Mining (+1.8%) and Electricity & gas supply (+0.3%). However, the index of Water supply and Manufacturing decreased 1.7 per cent and 0.1 per cent respectively.

Table I: Producer Price Index (2010=100) Local Production by Sector (MSIC 2008), Malaysia

Sector	Code	Weights	Index	Percentage Change					
				Year-on-Year		Month-on-Month			
			Jan 2019	Nov 2018/ Nov 2017	Dec 2018/ Dec 2017	Jan 2019/ Jan 2018	Nov 2018/ Oct 2018	Dec 2018/ Nov 2018	Jan 2019/ Dec 2018
Total		100.000	104.4	-2.9	-3.7	-3.6	-2.8	-1.3	0.6
Agriculture, forestry & fishing	A	6.730	94.7	-22.7	-17.6	-14.0	-6.4	0.9	7.2
Mining	B	7.927	95.3	4.5	-4.3	-8.4	-16.4	-8.9	1.8
Manufacturing	C	81.571	105.9	-1.8	-2.6	-2.3	-0.7	-0.7	-0.1
Electricity & gas supply	D	3.442	116.6	1.2	1.6	2.2	0.3	0.1	0.3
Water supply	E	0.330	113.0	-0.1	0.8	-1.0	0.5	0.6	-1.7

PRODUCER PRICE INDEX BY STAGE OF PROCESSING

In January 2019, the PPI for local production at all stage of processing showed a decline as compared to the same month last year. Index of Crude materials for further processing registered the highest rate of decline at 9.7 per cent, followed by Intermediate materials, supplies & components (-2.2%) and Finished goods (-1.8%).

As compared to the previous month, the PPI for local production of Crude materials for further processing rose 3.7 per cent, while Finished goods increased 0.1 per cent. On the other hand, Intermediate materials, supplies & components declined 0.3 per cent.

Table II: Producer Price Index (2010=100), Local Production by Stage of Processing

Stage of Processing	Code	Weights	Index	Percentage Change					
			Jan 2019	Year-on-Year		Month-on-Month			
				Nov 2018/ Nov 2017	Dec 2018/ Dec 2017	Jan 2019/ Jan 2018	Nov 2018/ Oct 2018	Dec 2018/ Nov 2018	Jan 2019/ Dec 2018
Total		100.000	104.4	-2.9	-3.7	-3.6	-2.8	-1.3	0.6
Crude materials for further processing	1	16.410	102.9	-6.9	-9.9	-9.7	-10.9	-5.5	3.7
Intermediate materials, supplies and components	2	56.119	106.5	-1.5	-2.3	-2.2	-0.6	-0.7	-0.3
Finished goods	3	27.471	101.0	-2.6	-1.9	-1.8	-0.9	0.7	0.1

Released By:

DATO' SRI DR. MOHD UZIR MAHIDIN
CHIEF STATISTICIAN MALAYSIA
DEPARTMENT OF STATISTICS, MALAYSIA

 DrUzir_Mahidin   Dr_Uzir

28 February 2019

Contact person:

Ho Mei Kei
 Public Relation Officer
 Strategic Communication and International Division
 Department of Statistics, Malaysia
 Tel : +603-8885 7942
 Fax : +603-8888 9248
 Email : mkho[at]dosm.gov.my

Contact person:

Baharudin Mohamad
 Public Relation Officer
 Strategic Communication and International Division

Department of Statistics Malaysia

Tel : +603-8090 4681

Fax : +603-8888 9248

Email : [baharudin\[at\]dosm.gov.my](mailto:baharudin[at]dosm.gov.my)

Copyright ©2025 Department of Statistics Malaysia Official Portal. All Rights Reserved.