

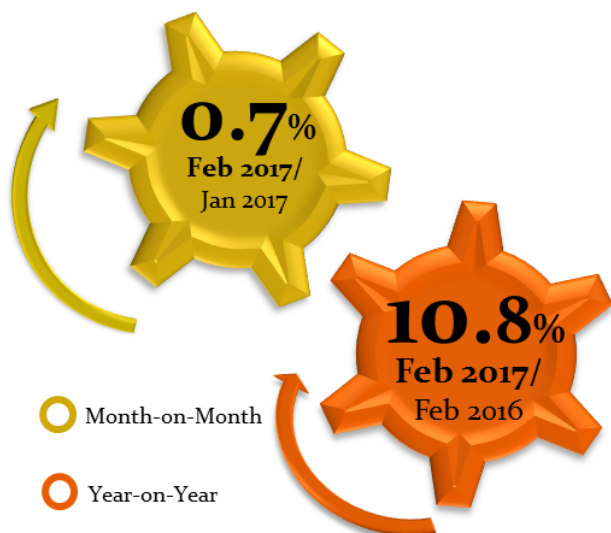
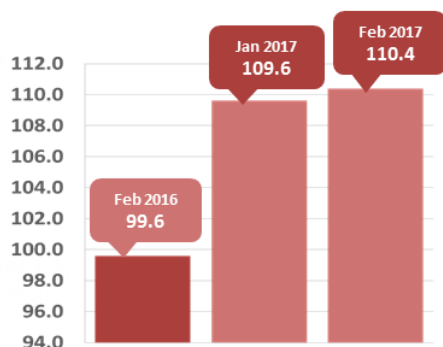


MINISTRY OF ECONOMY
DEPARTMENT OF STATISTICS MALAYSIA

PRODUCER PRICE INDEX MALAYSIA FEBRUARY 2017

PPI for Local Production increased 10.8%
in February 2017 compared to February 2016

Overall Index



Percentage Change by Sector

Agriculture, Forestry
& Fishing

0.2 %



29.3 %

Mining

-0.9 %



35.7 %

Manufacturing

1.1 %



7.4 %

Electricity & gas
supply ⁽¹⁾

-0.1 %



3.0 %

Water supply ⁽¹⁾

-0.2 %



-0.1 %

Note: ⁽¹⁾ The price used in the calculation of the index refers to the net transaction prices for sales of output received by producers

Source: Producer Price Index Local Production (2010=100), February 2017



Producer Price Index (2010=100) by Sector (MSIC 2008)

Year-on-year comparison showed that the Producer Price Index (PPI) for local production increased 10.8 per cent in February 2017. The highest increase was recorded by Mining index (+35.7%) followed by Agriculture, forestry & fishing (+29.3%), Manufacturing (+7.4%) and Electricity & gas supply (+3.0%). However, index for Water supply decreased by 0.1 per cent.

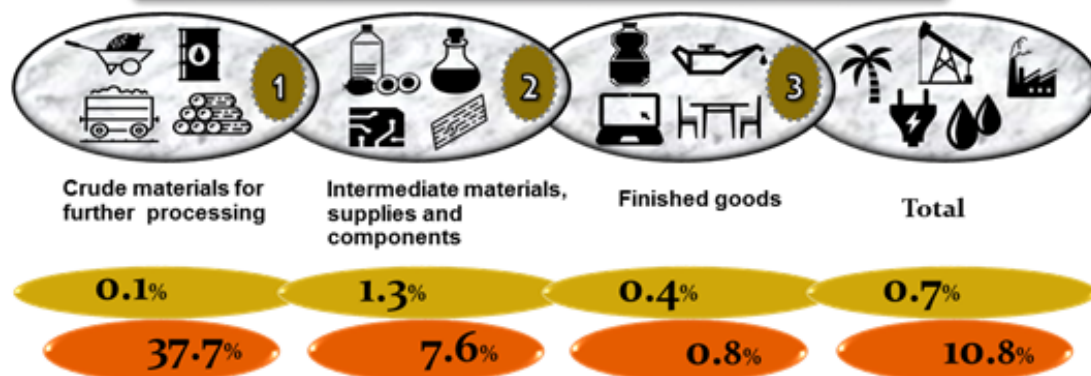
The PPI for local production inclined by 0.7 per cent in February 2017 compared to January 2017. This was due to increases in two sectors namely, Manufacturing (+1.1%) and Agriculture, forestry & fishing (+0.2%). Meanwhile, Mining declined 0.9 per cent, followed by Water supply (-0.2%) and Electricity & gas supply (-0.1%). [Table I]

Table I : Producer Price Index (2010=100) Local Production by Sector (MSIC 2008), Malaysia

Sector	Code	Weights	Index	Percentage Change Month-on-Month			Percentage Change Year-on-Year		
			Feb 2017	Dec 2016/ Nov 2016	Jan 2017/ Dec 2016	Feb 2017/ Jan 2017	Dec 2016/ Dec 2015	Jan 2017/ Jan 2016	Feb 2017/ Feb 2016
Total		100.0	110.4	▲ 3.6	▲ 2.0	▲ 0.7	▲ 6.5	▲ 10.2	▲ 10.8
Agriculture, Forestry & Fishing	A	8.2	128.0	▲ 7.9	▲ 2.7	▲ 0.2	▲ 34.5	▲ 33.4	▲ 29.3
Mining	B	9.7	94.6	▲ 19.3	▲ 6.3	▼ -0.9	▲ 11.6	▲ 42.8	▲ 35.7
Manufacturing	C	78.8	110.4	▲ 1.8	▲ 1.5	▲ 1.1	▲ 3.7	▲ 5.6	▲ 7.4
Electricity & gas supply	D	3.1	114.5	▲ 0.4	▼ -0.1	▼ -0.1	▲ 3.5	▲ 3.2	▲ 3.0
Water supply	E	0.3	112.8	▲ 0.4	▼ -1.4	▼ -0.2	▲ 0.4	◀ 0.0	▼ -0.1

Producer Price Index by Stage of Processing

Percentage Change by Stage of Processing February 2017



Source: Producer Price Index Local Production (2010=100), February 2017

Department of Statistics, Malaysia
<https://www.dosm.gov.my>



<https://www.facebook.com/StatsMalaysia>



<https://twitter.com/StatsMalaysia>

The PPI for local production by stage of processing (SOP) inclined 0.7 per cent in February 2017 compared to the previous month. This inclination was due to increases in the indices for Intermediate materials, supplies and components (+1.3%), Finished goods (+0.4%) and Crude materials for further processing (+0.1%).

As compared with the same month a year ago, the PPI for local production by SOP for February 2017 increased 10.8 per cent. This was due to increases in index for Crude materials for further processing (+37.7%), Intermediate materials, supplies and components (+7.6%) and Finished goods (+0.8%). [Table II]

Table II : Producer Price Index (2010=100), Local Production by Stage of Processing

Stage of Processing	Code	Weights	Index	Percentage Change Month-on-Month			Percentage Change Year-on-Year		
			Feb 2017	Dec 2016/ Nov 2016	Jan 2017/ Dec 2016	Feb 2017/ Jan 2017	Dec 2016/ Dec 2015	Jan 2017/ Jan 2016	Feb 2017/ Feb 2016
Total		100.0	110.4	▲ 3.6	▲ 2.0	▲ 0.7	▲ 6.5	▲ 10.2	▲ 10.8
Crude materials for further processing	1	20.3	115.1	▲ 12.3	▲ 3.1	▲ 0.1	▲ 29.5	▲ 39.1	▲ 37.7
Intermediate materials, supplies and components	2	53.6	112.0	▲ 2.0	▲ 2.1	▲ 1.3	▲ 2.7	▲ 6.0	▲ 7.6
Finished goods	3	26.1	103.6	▲ 0.2	▲ 0.4	▲ 0.4	▼ -0.1	▲ 0.4	▲ 0.8

Released By:

DR. MOHD UZIR MAHIDIN
CHIEF STATISTICIAN MALAYSIA
DEPARTMENT OF STATISTICS, MALAYSIA

31 March 2017

Contact person:

Ho Mei Kei
Public Relation Officer
Corporate and User Services Division
Department of Statistics, Malaysia
Tel : +603-8885 7942
Fax : +603-8888 9248
Email : mkho[at]stats.gov.my

Contact person:

Baharudin Mohamad
Public Relation Officer
Strategic Communication and International Division

Department of Statistics Malaysia

Tel : +603-8090 4681

Fax : +603-8888 9248

Email : [baharudin\[at\]dosm.gov.my](mailto:baharudin[at]dosm.gov.my)

Copyright ©2025 Department of Statistics Malaysia Official Portal. All Rights Reserved.