



MINISTRY OF ECONOMY
DEPARTMENT OF STATISTICS MALAYSIA

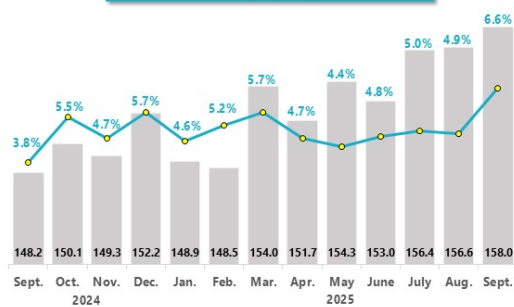
PERFORMANCE OF WHOLESALE & RETAIL TRADE, SEPTEMBER 2025



MINISTRY OF ECONOMY
DEPARTMENT OF STATISTICS MALAYSIA

PERFORMANCE OF WHOLESALE & RETAIL TRADE, SEPTEMBER 2025

Sales Value of Wholesale & Retail Trade
(RM billion)



Volume Index

Wholesale & Retail Trade	166.5	5.4%
Wholesale Trade	156.5	6.6%
Retail Trade	189.7	4.8%
Motor Vehicles	131.9	3.3%

■ Sept. 2025 ■ Sept. 2024

Seasonally Adjusted Volume Index September 2025: -0.6% (Month-on-Month)

Sales Value of Wholesale Trade
(RM billion)



Sales Value of Retail Trade
(RM billion)



Sales Value of Motor Vehicles
(RM billion)



Percentage Change: Year-on-Year

MAIN GROUPS (SALES VALUE)

Wholesale Trade

Other Specialised Wholesale	5.4%
Wholesale of Household Goods	8.2%
Wholesale of Food, Beverages & Tobacco	7.2%

Retail Trade

Retail Sale in Non-specialised Stores	9.9%
Retail Sale of Other Goods in Specialised Stores	5.8%
Retail Sale of Other Household Equipment in Specialised Stores	2.5%

Motor Vehicles

Sale of Motor Vehicles	1.9%
Sale of Motor Vehicles Parts & Accessories	6.7%
Maintenance & Repair of Motor Vehicles	9.6%

Source: Performance of Wholesale & Retail Trade, September 2025, Department of Statistics Malaysia (DOSM)



@StatsMalaysia

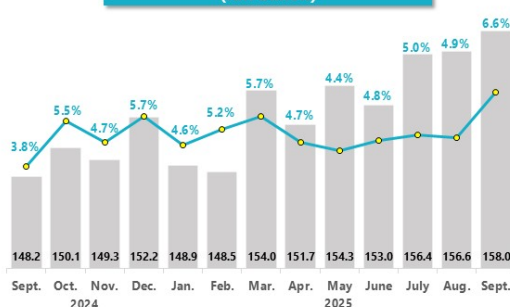




MINISTRY OF ECONOMY
DEPARTMENT OF STATISTICS MALAYSIA

PERFORMANCE OF WHOLESALE & RETAIL TRADE, SEPTEMBER 2025

Sales Value of Wholesale & Retail Trade (RM billion)



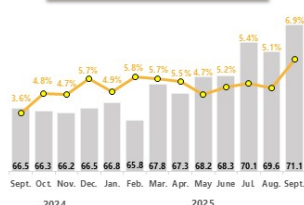
Volume Index

Wholesale & Retail Trade	166.5	5.4%
	158.0	
Wholesale Trade	156.5	6.6%
	146.7	
Retail Trade	189.7	4.8%
	181.0	
Motor Vehicles	131.9	3.3%
	127.6	

■ Sept. 2025 ■ Sept. 2024

Seasonally Adjusted Volume Index September 2025: -0.6% (Month-on-Month)

Sales Value of Wholesale Trade (RM billion)



Sales Value of Retail Trade (RM billion)



Sales Value of Motor Vehicles (RM billion)



Percentage Change: Year-on-Year

MAIN GROUPS (SALES VALUE)

Wholesale Trade	Retail Trade	Motor Vehicles
Other Specialised Wholesale 5.4%	Retail Sale in Non-specialised Stores 9.9%	Sale of Motor Vehicles 1.9%
Wholesale of Household Goods 8.2%	Retail Sale of Other Goods in Specialised Stores 5.8%	Sale of Motor Vehicles Parts & Accessories 6.7%
Wholesale of Food, Beverages & Tobacco 7.2%	Retail Sale of Other Household Equipment in Specialised Stores 2.5%	Maintenance & Repair of Motor Vehicles 9.6%

Source: Performance of Wholesale & Retail Trade, September 2025, Department of Statistics Malaysia (DOSM)



@StatsMalaysia



Sales value of Wholesale & retail trade recorded **RM158.0 billion** in September 2025, grew **6.6 per cent** year-on-year. The positive growth was contributed by all sub-sectors, namely Retail trade **7.0 per cent**, Wholesale trade **6.9 per cent**, and Motor vehicles **4.3 per cent**. Meanwhile, for month-on-month comparison, sales value inched up by **0.9 per cent**.

Contact person:

Baharudin Mohamad

Public Relation Officer

Strategic Communication and International Division

Department of Statistics Malaysia

Tel : +603-8090 4681

Fax : +603-8888 9248

Email : baharudin[at]dosm.gov.my

Copyright ©2026 Department of Statistics Malaysia Official Portal. All Rights Reserved.