



MINISTRY OF ECONOMY
DEPARTMENT OF STATISTICS MALAYSIA

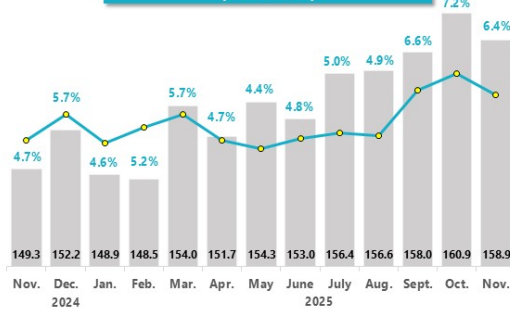
PERFORMANCE OF WHOLESALE & RETAIL TRADE, NOVEMBER 2025



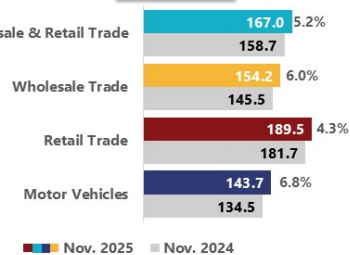
MINISTRY OF ECONOMY
DEPARTMENT OF STATISTICS MALAYSIA

PERFORMANCE OF WHOLESALE & RETAIL TRADE, NOVEMBER 2025

Sales Value of Wholesale & Retail Trade
(RM billion)



Volume Index

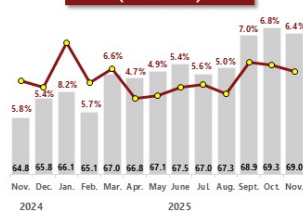


Seasonally Adjusted Volume Index November 2025: -2.0%
(Month-on-Month)

Sales Value of Wholesale Trade
(RM billion)



Sales Value of Retail Trade
(RM billion)



Sales Value of Motor Vehicles
(RM billion)



Percentage Change: Year-on-Year

MAIN GROUPS (SALES VALUE)

Wholesale Trade



Retail Trade



Motor Vehicles



Source: Performance of Wholesale & Retail Trade, November 2025.
Department of Statistics Malaysia (DOSM)



@StatsMalaysia

BK26
BANKI EKONOMI 2026
BERSAMA NADI EKONOMI RAKYAT

MALAYSIA
MADANI
Kemampuhan

ODIN
OPEN DATA INITIATIVE
MALAYSIA
KUALITI DATA
KUALITI ORIGIN
IN THE WORLD

20 October

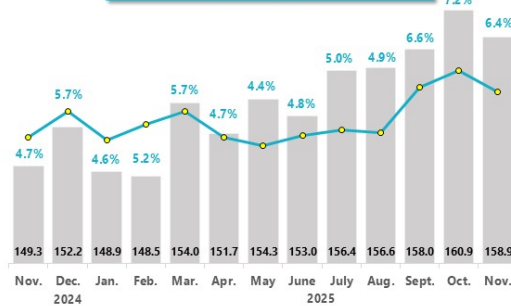
2016 - 2030



MINISTRY OF ECONOMY
DEPARTMENT OF STATISTICS MALAYSIA

PERFORMANCE OF WHOLESALE & RETAIL TRADE, NOVEMBER 2025

Sales Value of Wholesale & Retail Trade (RM billion)



Volume Index

| | | |
|--------------------------|-------|------|
| Wholesale & Retail Trade | 167.0 | 5.2% |
| Wholesale Trade | 154.2 | 6.0% |
| Retail Trade | 189.5 | 4.3% |
| Motor Vehicles | 143.7 | 6.8% |
| | 134.5 | |

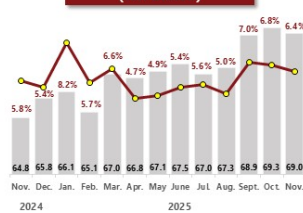
Nov. 2025 Nov. 2024

Seasonally Adjusted Volume Index November 2025: -2.0% (Month-on-Month)

Sales Value of Wholesale Trade (RM billion)



Sales Value of Retail Trade (RM billion)



Sales Value of Motor Vehicles (RM billion)



Percentage Change: Year-on-Year

MAIN GROUPS (SALES VALUE)

| Wholesale Trade | Retail Trade | Motor Vehicles |
|---|---|---|
| Other Specialised Wholesale 5.1% | Retail Sale in Non-specialised Stores 8.7% | Sale of Motor Vehicles 8.9% |
| Wholesale of Household Goods 8.5% | Retail Sale of Other Goods in Specialised Stores 5.1% | Sale of Motor Vehicles Parts & Accessories 5.9% |
| Wholesale of Food, Beverages & Tobacco 6.7% | Retail Sale of Other Household Equipment in Specialised Stores 3.0% | Maintenance & Repair of Motor Vehicles 8.7% |

Source: Performance of Wholesale & Retail Trade, November 2025, Department of Statistics Malaysia (DOSM)



Sales value of Wholesale & retail trade recorded **RM158.9 billion** in November 2025, grew **6.4 per cent** year-on-year. The positive growth was contributed by all sub-sectors, namely Motor vehicles **8.0 per cent**, Retail trade **6.4 per cent**, and Wholesale trade **6.0 per cent**. Meanwhile, for month-on-month comparison, sales value decreased **-1.2 per cent**.

In terms of volume index, Wholesale & retail trade registered a growth of **5.2 per cent** year-on-year to record **167.0 points**. The increase was supported by Motor vehicles **6.8 per cent**, Wholesale trade **6.0 per cent**, and Retail trade **4.3 per cent**. For monthly comparison, volume index edged down **-1.2 per cent**, contributed by Motor vehicles **-3.5 per cent**, Wholesale trade **-1.6 per cent**, and Retail trade **-0.4 per cent**. As for seasonally adjusted volume index, it decreased **-2.0 per cent** month-on-month in November 2025.

Contact person:

Baharudin Mohamad
Public Relation Officer
Strategic Communication and International Division
Department of Statistics Malaysia
Tel : +603-8090 4681
Fax : +603-8888 9248
Email : baharudin[at]dosm.gov.my

Copyright ©2026 Department of Statistics Malaysia Official Portal. All Rights Reserved.