



MINISTRY OF ECONOMY
DEPARTMENT OF STATISTICS MALAYSIA

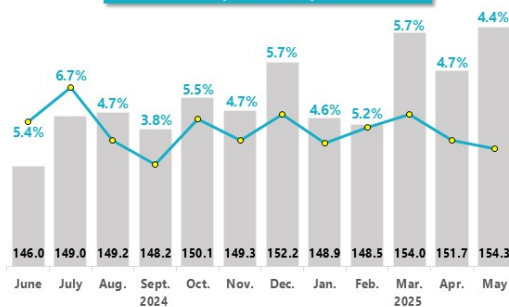
PERFORMANCE OF WHOLESALE & RETAIL TRADE, MAY 2025



MINISTRY OF ECONOMY
DEPARTMENT OF STATISTICS MALAYSIA

PERFORMANCE OF WHOLESALE & RETAIL TRADE, MAY 2025

Sales Value of Wholesale & Retail Trade
(RM billion)



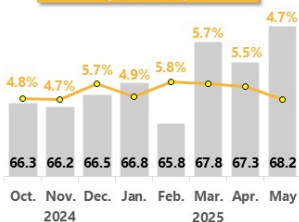
Volume Index

Wholesale & Retail Trade	163.3	4.1%
	156.8	
Wholesale Trade	150.2	5.8%
	141.9	
Retail Trade	186.0	3.7%
	179.3	
Motor Vehicles	140.2	0.1%
	140.1	

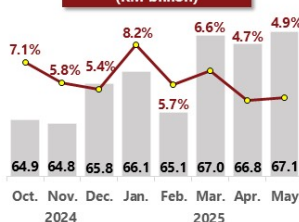
■ May 2025 ■ May 2024

Seasonally Adjusted Volume Index May 2025: 1.6%
(Month-on-Month)

Sales Value of Wholesale Trade
(RM billion)



Sales Value of Retail Trade
(RM billion)



Sales Value of Motor Vehicles
(RM billion)



Percentage Change: Year-on-Year

MAIN GROUPS (SALES VALUE)

Wholesale Trade

Other Specialised Wholesale	1.8%
Wholesale of Household Goods	7.4%
Wholesale of Food, Beverages & Tobacco	7.7%

Retail Trade

Retail Sale in Non-specialised Stores	4.0%
Retail Sale of Other Goods in Specialised Stores	5.2%
Retail Sale of Other Household Equipment in Specialised Stores	5.6%

Motor Vehicles

Sale of Motor Vehicles	0.2%
Sale of Motor Vehicles Parts & Accessories	2.1%
Maintenance & Repair of Motor Vehicles	0.6%

Source: Performance of Wholesale & Retail Trade, May 2025,
Department of Statistics Malaysia (DOSM)



@StatsMalaysia

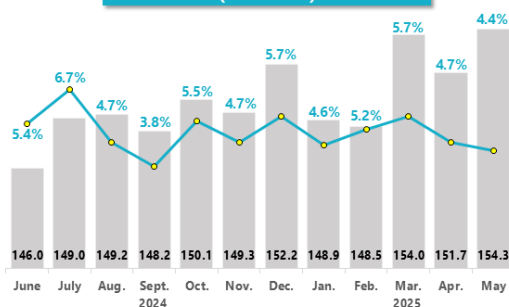




MINISTRY OF ECONOMY
DEPARTMENT OF STATISTICS MALAYSIA

PERFORMANCE OF WHOLESALE & RETAIL TRADE, MAY 2025

Sales Value of Wholesale & Retail Trade
(RM billion)



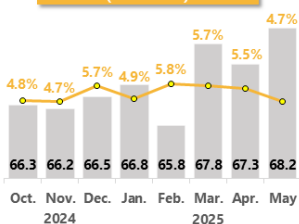
Volume Index

Wholesale & Retail Trade	163.3	4.1%
	156.8	
Wholesale Trade	150.2	5.8%
	141.9	
Retail Trade	186.0	3.7%
	179.3	
Motor Vehicles	140.2	0.1%
	140.1	

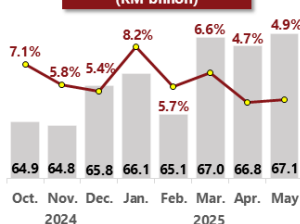
May 2025 May 2024

Seasonally Adjusted Volume Index May 2025: 1.6% (Month-on-Month)

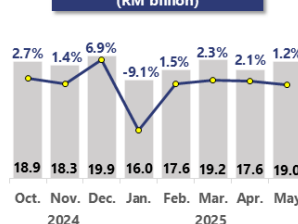
Sales Value of Wholesale Trade
(RM billion)



Sales Value of Retail Trade
(RM billion)



Sales Value of Motor Vehicles
(RM billion)



Percentage Change: Year-on-Year

MAIN GROUPS (SALES VALUE)

Wholesale Trade		Retail Trade		Motor Vehicles	
Other Specialised Wholesale	1.8%	Retail Sale in Non-specialised Stores	4.0%	Sale of Motor Vehicles	0.2%
Wholesale of Household Goods	7.4%	Retail Sale of Other Goods in Specialised Stores	5.2%	Sale of Motor Vehicles Parts & Accessories	2.1%
Wholesale of Food, Beverages & Tobacco	7.7%	Retail Sale of Other Household Equipment in Specialised Stores	5.6%	Maintenance & Repair of Motor Vehicles	0.6%

Source: Performance of Wholesale & Retail Trade, May 2025.
Department of Statistics Malaysia (DOSM)



@StatsMalaysia



2016 - 2030

Sales value of Wholesale & retail trade recorded **RM154.3 billion** in May 2025, grew **4.4 per cent** year-on-year. The positive growth was contributed by all sub-sectors, namely Retail trade **4.9 per cent**, Wholesale trade **4.7 per cent**, and Motor vehicles **1.2 per cent**. Meanwhile, for month-on-month comparison, sales value increased **1.7 per cent**.

In terms of volume index, Wholesale & retail trade registered a growth of **4.1 per cent** year-on-year to record **163.3 points**. The increase was supported by Wholesale trade **5.8 per cent**, Retail trade **3.7 per cent**, and Motor Vehicles **0.1 per cent**.

For monthly comparison, volume index edged up **1.7 per cent**, contributed by Motor Vehicles **7.7 per cent**, Wholesale trade **1.6 per cent**, and Retail trade **0.4 per cent**.

As for seasonally adjusted volume index, it increased **1.6 per cent** month-on-month in May 2025.

Contact person:

Baharudin Mohamad

Public Relation Officer

Strategic Communication and International Division

Department of Statistics Malaysia

Tel : +603-8090 4681

Fax : +603-8888 9248

Email : baharudin[at]dosm.gov.my

Copyright ©2026 Department of Statistics Malaysia Official Portal. All Rights Reserved.