



MINISTRY OF ECONOMY
DEPARTMENT OF STATISTICS MALAYSIA

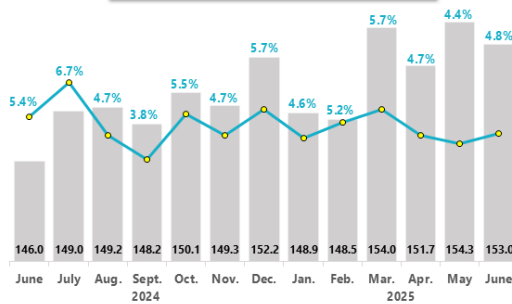
PERFORMANCE OF WHOLESALE & RETAIL TRADE, JUNE 2025



MINISTRY OF ECONOMY
DEPARTMENT OF STATISTICS MALAYSIA

PERFORMANCE OF WHOLESALE & RETAIL TRADE, JUNE 2025

Sales Value of Wholesale & Retail Trade
(RM billion)



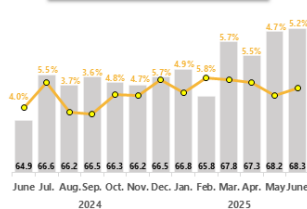
Volume Index

Wholesale & Retail Trade	162.4	4.4%
	155.5	
Wholesale Trade	151.0	6.1%
	142.3	
Retail Trade	187.2	4.1%
	179.8	
Motor Vehicles	126.2	-0.6%
	126.9	

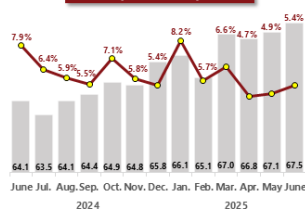
■ June 2025 ■ June 2024

Seasonally Adjusted Volume Index June 2025: 0.5%
(Month-on-Month)

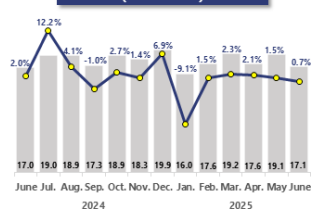
Sales Value of Wholesale Trade
(RM billion)



Sales Value of Retail Trade
(RM billion)



Sales Value of Motor Vehicles
(RM billion)



Percentage Change: Year-on-Year

MAIN GROUPS (SALES VALUE)

Wholesale Trade

Other Specialised Wholesale	2.8%
Wholesale of Household Goods	5.3%
Wholesale of Food, Beverages & Tobacco	6.7%

Retail Trade

Retail Sale in Non-specialised Stores	5.7%
Retail Sale of Other Goods in Specialised Stores	5.9%
Retail Sale of Other Household Equipment in Specialised Stores	3.8%

Motor Vehicles

Sale of Motor Vehicles	-2.8%
Sale of Motor Vehicles Parts & Accessories	3.0%
Maintenance & Repair of Motor Vehicles	4.8%

Source: Performance of Wholesale & Retail Trade, June 2025,
Department of Statistics Malaysia (DOSM)



@StatsMalaysia

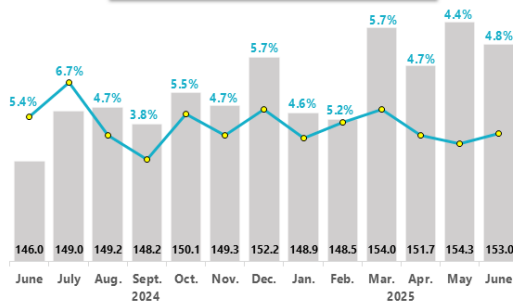




MINISTRY OF ECONOMY
DEPARTMENT OF STATISTICS MALAYSIA

PERFORMANCE OF WHOLESALE & RETAIL TRADE, JUNE 2025

Sales Value of Wholesale & Retail Trade (RM billion)



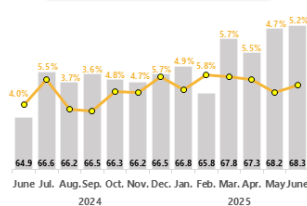
Volume Index

Wholesale & Retail Trade	162.4	4.4%
Wholesale Trade	151.0	6.1%
Retail Trade	187.2	4.1%
Motor Vehicles	126.2	-0.6%

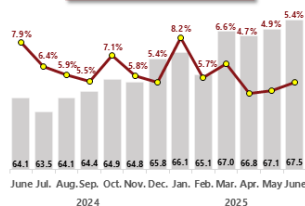
June 2025 June 2024

Seasonally Adjusted Volume Index June 2025: 0.5% (Month-on-Month)

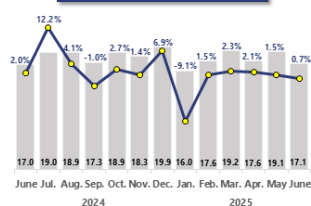
Sales Value of Wholesale Trade (RM billion)



Sales Value of Retail Trade (RM billion)



Sales Value of Motor Vehicles (RM billion)



Percentage Change: Year-on-Year

MAIN GROUPS (SALES VALUE)

Wholesale Trade	Retail Trade	Motor Vehicles
<div>Other Specialised Wholesale 2.8%</div> <div>Wholesale of Household Goods 5.3%</div> <div>Wholesale of Food, Beverages & Tobacco 6.7%</div>	<div>Retail Sale in Non-specialised Stores 5.7%</div> <div>Retail Sale of Other Goods in Specialised Stores 5.9%</div> <div>Retail Sale of Other Household Equipment in Specialised Stores 3.8%</div>	<div>Sale of Motor Vehicles -2.8%</div> <div>Sale of Motor Vehicles Parts & Accessories 3.0%</div> <div>Maintenance & Repair of Motor Vehicles 4.8%</div>

Source: Performance of Wholesale & Retail Trade, June 2025, Department of Statistics Malaysia (DOSM)



Sales value of Wholesale & retail trade recorded **RM153.0 billion** in June 2025, grew **4.8 per cent** year-on-year. The positive growth was contributed by all sub-sectors, namely Retail trade **5.4 per cent**, Wholesale trade **5.2 per cent**, and Motor vehicles **0.7 per cent**. Meanwhile, for month-on-month comparison, sales value decreased **-0.9 per cent**.

In terms of volume index, Wholesale & retail trade registered a growth of **4.4 per cent** year-on-year to record **162.4 points**. The increase was supported by Wholesale trade **6.1 per cent** and Retail trade **4.1 per cent**.

For monthly comparison, volume index edged down **-0.7 per cent**, contributed by Motor vehicles **-10.3 per cent**.

As for seasonally adjusted volume index, it increased **0.5 per cent** month-on-month in June 2025.

Contact person:

Baharudin Mohamad
Public Relation Officer
Strategic Communication and International Division
Department of Statistics Malaysia
Tel : +603-8090 4681

Fax : +603-8888 9248

Email : baharudin[at]dosm.gov.my

Copyright ©2026 Department of Statistics Malaysia Official Portal. All Rights Reserved.