



MINISTRY OF ECONOMY
DEPARTMENT OF STATISTICS MALAYSIA

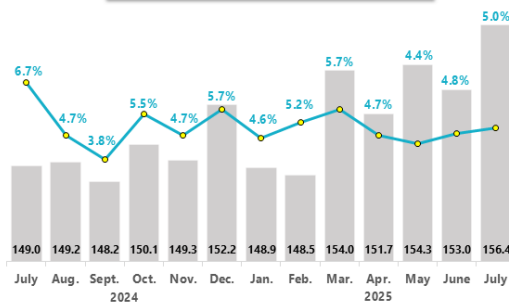
PERFORMANCE OF WHOLESALE & RETAIL TRADE, JULY 2025



MINISTRY OF ECONOMY
DEPARTMENT OF STATISTICS MALAYSIA

PERFORMANCE OF WHOLESALE & RETAIL TRADE, JULY 2025

Sales Value of Wholesale & Retail Trade
(RM billion)



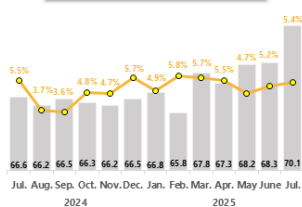
Volume Index

Wholesale & Retail Trade	165.4	4.6%
Wholesale Trade	154.6	5.9%
Retail Trade	185.8	4.4%
Motor Vehicles	142.4	0.9%

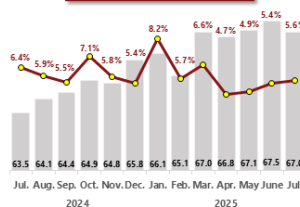
■ July 2025 ■ July 2024

Seasonally Adjusted Volume Index July 2025: 2.8%
(Month-on-Month)

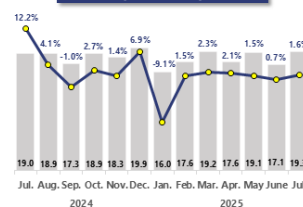
Sales Value of Wholesale Trade
(RM billion)



Sales Value of Retail Trade
(RM billion)



Sales Value of Motor Vehicles
(RM billion)



Percentage Change: Year-on-Year

MAIN GROUPS (SALES VALUE)

Wholesale Trade

Other Specialised Wholesale	4.0%
Wholesale of Household Goods	6.7%
Wholesale of Food, Beverages & Tobacco	6.6%

Retail Trade

Retail Sale in Non-specialised Stores	5.5%
Retail Sale of Other Goods in Specialised Stores	7.6%
Retail Sale of Other Household Equipment in Specialised Stores	3.6%

Motor Vehicles

Sale of Motor Vehicles	-1.1%
Sale of Motor Vehicles Parts & Accessories	2.9%
Maintenance & Repair of Motor Vehicles	6.2%

Source: Performance of Wholesale & Retail Trade, July 2025.
Department of Statistics Malaysia (DOSM)

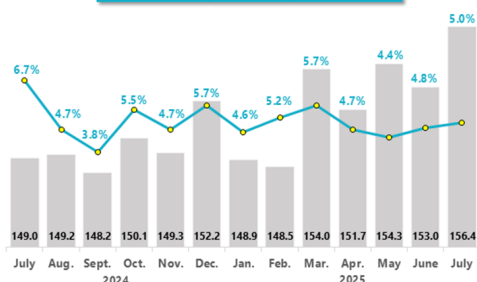


@StatsMalaysia

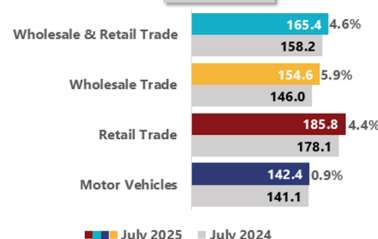


PERFORMANCE OF WHOLESALE & RETAIL TRADE, JULY 2025

Sales Value of Wholesale & Retail Trade (RM billion)

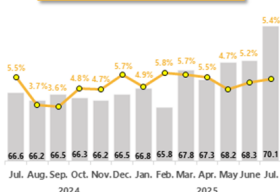


Volume Index

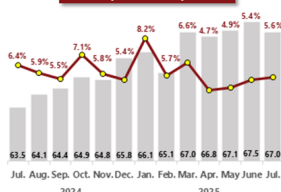


Seasonally Adjusted Volume Index July 2025: 2.8% (Month-on-Month)

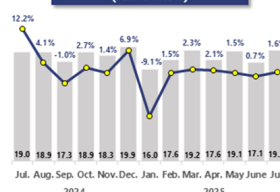
Sales Value of Wholesale Trade (RM billion)



Sales Value of Retail Trade (RM billion)



Sales Value of Motor Vehicles (RM billion)

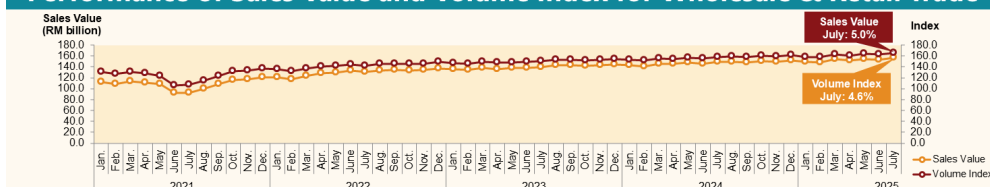


Percentage Change: Year-on-Year

MAIN GROUPS (SALES VALUE)



Performance of Sales Value and Volume Index for Wholesale & Retail Trade




 @StatsMalaysia



Sales value of Wholesale & retail trade recorded **RM156.4 billion** in July 2025, grew **5.0 per cent** year-on-year. The positive growth was contributed by all sub-sectors, namely Retail trade **5.6 per cent**, Wholesale trade **5.4 per cent**, and Motor vehicles **1.6 per cent**. Meanwhile, for month-on-month comparison, sales value increased **2.3 per cent**.

In terms of volume index, Wholesale & retail trade registered a growth of **4.6 per cent** year-on-year to record **165.4 points**. The increase was supported by Wholesale trade **5.9 per cent**, Retail trade **4.4 per cent**, and Motor vehicles **0.9 per cent**. For monthly comparison, volume index edged up **1.9 per cent**, contributed by Motor vehicles **12.9 per cent** and Wholesale trade **2.4 per cent**.

As for seasonally adjusted volume index, it increased **2.8 per cent** month-on-month in July 2025.

Contact person:

Baharudin Mohamad

Public Relation Officer

Strategic Communication and International Division

Department of Statistics Malaysia

Tel : +603-8090 4681

Fax : +603-8888 9248

Email : baharudin[at]dosm.gov.my

Copyright ©2025 Department of Statistics Malaysia Official Portal. All Rights Reserved.