



MINISTRY OF ECONOMY
DEPARTMENT OF STATISTICS MALAYSIA

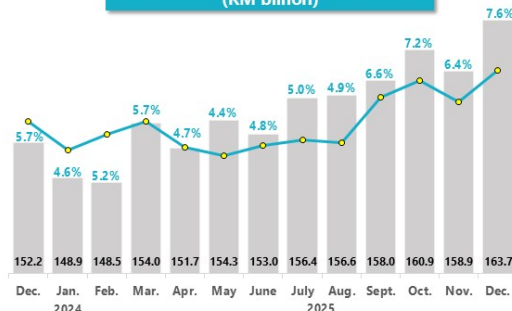
PERFORMANCE OF WHOLESALE & RETAIL TRADE, DECEMBER 2025



MINISTRY OF ECONOMY
DEPARTMENT OF STATISTICS MALAYSIA

PERFORMANCE OF WHOLESALE & RETAIL TRADE, DECEMBER 2025

Sales Value of Wholesale & Retail Trade (RM billion)



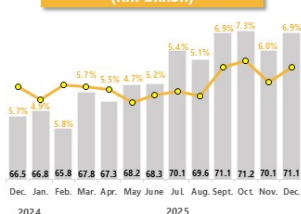
Volume Index

| | | |
|--------------------------|-------|-------|
| Wholesale & Retail Trade | 171.3 | 6.4% |
| Wholesale Trade | 155.5 | 7.0% |
| Retail Trade | 192.9 | 4.9% |
| Motor Vehicles | 161.7 | 11.0% |
| | 145.7 | |

■ Dec. 2025 ■ Dec. 2024

Seasonally Adjusted Volume Index December 2025: 1.2% (Month-on-Month)

Sales Value of Wholesale Trade (RM billion)



Sales Value of Retail Trade (RM billion)



Sales Value of Motor Vehicles (RM billion)



Percentage Change: Year-on-Year

MAIN GROUPS (SALES VALUE)

Wholesale Trade

| | |
|--|------|
| Other Specialised Wholesale | 5.5% |
| Wholesale of Household Goods | 9.2% |
| Wholesale of Food, Beverages & Tobacco | 7.1% |

Retail Trade

| | |
|--|------|
| Retail Sale in Non-specialised Stores | 9.3% |
| Retail Sale of Other Goods in Specialised Stores | 5.6% |
| Retail Sale of Other Household Equipment in Specialised Stores | 3.1% |

Motor Vehicles

| | |
|--|-------|
| Sale of Motor Vehicles | 15.7% |
| Sale of Motor Vehicles Parts & Accessories | 6.6% |
| Maintenance & Repair of Motor Vehicles | 9.7% |

Source: Performance of Wholesale & Retail Trade December 2025, Department of Statistics Malaysia (DOSM)



@StatsMalaysia

BK26
BANGI EKONOMI 2026
BERSAMA NADI EKONOMI RAKYAT

MALAYSIA MADANI
Kemampuhan

ODIN
OPEN DATA INITIATIVE
MALAYSIA
TRANSFORMING CHINA
IN THE WORLD

20 October

2016 - 2030



MINISTRY OF ECONOMY
DEPARTMENT OF STATISTICS MALAYSIA

PERFORMANCE OF WHOLESALE & RETAIL TRADE, DECEMBER 2025

Sales Value of Wholesale & Retail Trade
(RM billion)



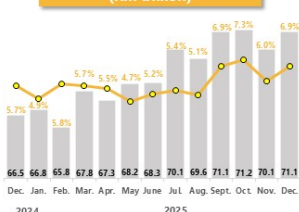
Volume Index

| | | |
|--------------------------|-------|-------|
| Wholesale & Retail Trade | 171.3 | 6.4% |
| Wholesale Trade | 155.5 | 7.0% |
| Retail Trade | 192.9 | 4.9% |
| Motor Vehicles | 161.7 | 11.0% |

Dec. 2025 Dec. 2024

Seasonally Adjusted Volume Index December 2025: 1.2% (Month-on-Month)

Sales Value of Wholesale Trade
(RM billion)



Sales Value of Retail Trade
(RM billion)



Sales Value of Motor Vehicles
(RM billion)



Percentage Change: Year-on-Year

MAIN GROUPS (SALES VALUE)

| Wholesale Trade | Retail Trade | Motor Vehicles |
|--|--|---|
| <div>Other Specialised Wholesale</div> <div>Wholesale of Household Goods</div> <div>Wholesale of Food, Beverages & Tobacco</div> | <div>Retail Sale in Non-specialised Stores</div> <div>Retail Sale of Other Goods in Specialised Stores</div> <div>Retail Sale of Other Household Equipment in Specialised Stores</div> | <div>Sale of Motor Vehicles</div> <div>Sale of Motor Vehicles Parts & Accessories</div> <div>Maintenance & Repair of Motor Vehicles</div> |
| 5.5% | 9.3% | 15.7% |
| 9.2% | 5.6% | 6.6% |
| 7.1% | 3.1% | 9.7% |

Source: Performance of Wholesale & Retail Trade, December 2025.
Department of Statistics Malaysia (DOSM)



@StatsMalaysia

BANI EKONOMI 2026
DATA NADI EKONOMI RAKYAT

MALAYSIA MADANI
Kemajuan Berkeadilan

ODIN
OPEN DATA UNIVERSITY
MALAYSIA
IN THE WORLD

20 October

2016 - 2030

Sales value of Wholesale & retail trade recorded **RM163.7 billion** in December 2025, grew **7.6 per cent** year-on-year. The positive growth was contributed by all sub-sectors, namely Motor vehicles **12.2 per cent**, Retail trade **6.9 per cent**, and Wholesale trade **6.9 per cent**. Meanwhile, for month-on-month comparison, sales value increased **3.0 per cent**.

In terms of volume index, Wholesale & retail trade registered a growth of **6.4 per cent** year-on-year to record **171.3 points**. The increase was supported by Motor vehicles **11.0 per cent**, Wholesale trade **7.0 per cent**, and Retail trade **4.9 per cent**. For monthly comparison, volume index edged up **2.6 per cent**, contributed by Motor vehicles **12.5 per cent**, Retail trade **1.7 per cent**, and Wholesale trade **0.9 per cent**. As for seasonally adjusted volume index, it increased **1.2 per cent** month-on-month in December 2025.

Contact person:

Baharudin Mohamad
Public Relation Officer
Strategic Communication and International Division
Department of Statistics Malaysia
Tel : +603-8090 4681
Fax : +603-8888 9248
Email : baharudin[at]dosm.gov.my

Copyright ©2026 Department of Statistics Malaysia Official Portal. All Rights Reserved.