



MINISTRY OF ECONOMY
DEPARTMENT OF STATISTICS MALAYSIA

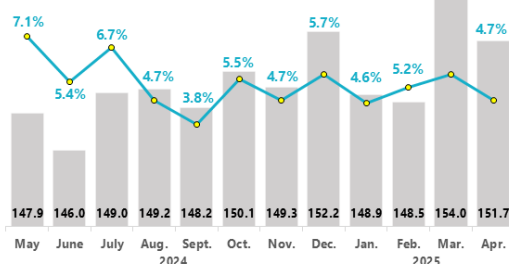
PERFORMANCE OF WHOLESALE & RETAIL TRADE, APRIL 2025



MINISTRY OF ECONOMY
DEPARTMENT OF STATISTICS MALAYSIA

PERFORMANCE OF WHOLESALE & RETAIL TRADE, APRIL 2025

Sales Value of Wholesale & Retail Trade (RM billion)



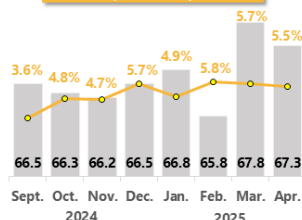
Volume Index

Wholesale & Retail Trade	160.6	4.3%
	154.0	
Wholesale Trade	147.8	6.6%
	138.7	
Retail Trade	185.2	3.4%
	179.2	
Motor Vehicles	130.2	0.8%
	129.1	

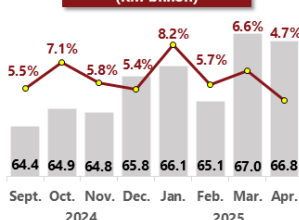
■ Apr. 2025 ■ Apr. 2024

Seasonally Adjusted Volume Index April 2025: -0.3%
(Month-on-Month)

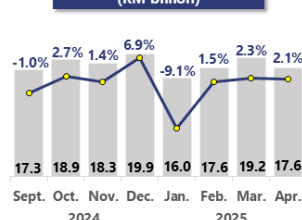
Sales Value of Wholesale Trade (RM billion)



Sales Value of Retail Trade (RM billion)



Sales Value of Motor Vehicles (RM billion)



Percentage Change: Year-on-Year

MAIN GROUPS (SALES VALUE)

Wholesale Trade

Other Specialised Wholesale	2.8%
Wholesale of Household Goods	6.6%
Wholesale of Food, Beverages & Tobacco	7.5%

Retail Trade

Retail Sale in Non-specialised Stores	4.2%
Retail Sale of Other Goods in Specialised Stores	4.5%
Retail Sale of Other Household Equipment in Specialised Stores	3.6%

Motor Vehicles

Sale of Motor Vehicles	1.0%
Sale of Motor Vehicles Parts & Accessories	2.5%
Maintenance & Repair of Motor Vehicles	0.7%

Source: Performance of Wholesale & Retail Trade, April 2025.
Department of Statistics Malaysia (DOSM)



@StatsMalaysia

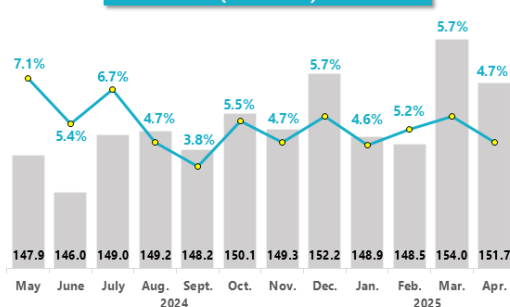




MINISTRY OF ECONOMY
DEPARTMENT OF STATISTICS MALAYSIA

PERFORMANCE OF WHOLESALE & RETAIL TRADE, APRIL 2025

Sales Value of Wholesale & Retail Trade
(RM billion)



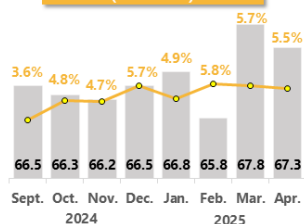
Volume Index

Wholesale & Retail Trade	160.6	4.3%
	154.0	
Wholesale Trade	147.8	6.6%
	138.7	
Retail Trade	185.2	3.4%
	179.2	
Motor Vehicles	130.2	0.8%
	129.1	

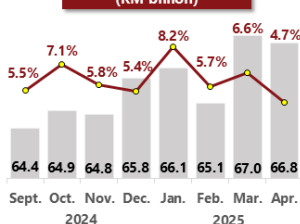
Apr. 2025 Apr. 2024

Seasonally Adjusted Volume Index April 2025: -0.3%
(Month-on-Month)

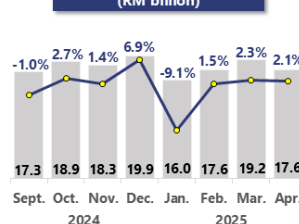
Sales Value of Wholesale Trade
(RM billion)



Sales Value of Retail Trade
(RM billion)



Sales Value of Motor Vehicles
(RM billion)



Percentage Change: Year-on-Year

MAIN GROUPS (SALES VALUE)

Wholesale Trade		Retail Trade		Motor Vehicles	
Other Specialised Wholesale	2.8%	Retail Sale in Non-specialised Stores	4.2%	Sale of Motor Vehicles	1.0%
Wholesale of Household Goods	6.6%	Retail Sale of Other Goods in Specialised Stores	4.5%	Sale of Motor Vehicles Parts & Accessories	2.5%
Wholesale of Food, Beverages & Tobacco	7.5%	Retail Sale of Other Household Equipment in Specialised Stores	3.6%	Maintenance & Repair of Motor Vehicles	0.7%

Source: Performance of Wholesale & Retail Trade, April 2025.
Department of Statistics Malaysia (DOSM)



@StatsMalaysia



2016 - 2030

Sales value of Wholesale & retail trade recorded **RM151.7 billion** in April 2025, grew **4.7 per cent** year-on-year. The positive growth was contributed by all sub-sectors, namely Wholesale trade **5.5 per cent**, Retail trade **4.7 per cent**, and Motor vehicles **2.1 per cent**. Meanwhile, for month-on-month comparison, sales value decreased **-1.5 per cent**.

In terms of volume index, Wholesale & retail trade registered a growth of **4.3 per cent** year-on-year to record **160.6 points**. The increase was supported by Wholesale trade **6.6 per cent**, Retail trade **3.4 per cent**, and Motor Vehicles **0.8 per cent**.

For monthly comparison, volume index edged down **-1.3 per cent**, contributed by Motor Vehicles **-8.0 per cent**, Retail trade **-0.6 per cent**, and Wholesale trade **-0.3 per cent**.

As for seasonally adjusted volume index, it decreased **-0.3 per cent** month-on-month in April 2025.

Contact person:

Baharudin Mohamad

Public Relation Officer

Strategic Communication and International Division

Department of Statistics Malaysia

Tel : +603-8090 4681

Fax : +603-8888 9248

Email : [baharudin\[at\]dosm.gov.my](mailto:baharudin[at]dosm.gov.my)

Copyright ©2025 Department of Statistics Malaysia Official Portal. All Rights Reserved.