



MINISTRY OF ECONOMY
DEPARTMENT OF STATISTICS MALAYSIA

MY LOCAL STATS 2019 PUBLICATION

INTRODUCTION

My Local Stats 2019 presents the main socioeconomic statistics at administrative district level for the time series of 2017 till 2019. For the first time, My Local Stats is published in 149 publications consist of one publication at national level, 143 publications for existing districts (before 2013), one publication covering 13 new districts and four publications for the Federal Territories and Perlis.

The publication for each district contains 101 statistical tables including statistics related to the labour market, marriages and divorces, fire breakouts, prisoners, road accidents, drug addiction and closed-circuit television (CCTV).

Malaysia's population in 2019 was estimated at 32.5 million which comprised of 90.3 per cent citizens and 9.7 per cent non-citizens. The highest number of population was in Petaling (2.19 million) followed by Johor Bahru (1.60 million) and Ulu Langat (1.39 million). In 2019, the highest median monthly gross household income was recorded in Petaling (RM8,993) followed by Sepang (RM8,937) and Gombak (RM8,501). The number of accommodation premises in Malaysia increased 36.7 per cent in 2019 to 4,847 as compared to 3,546 in 2018. The districts which recorded the highest number of accommodation premises in 2019 were Melaka Tengah (314) followed by Johor Bahru (287), Timur Laut (217), Kota Kinabalu (196) and Petaling (194). To safeguard the peace and security of the country, there were a total of 1,486 police stations and 316 fire stations in 2019. The crime statistics have improved as evidenced by the decline in the number of property crimes of 6.7 per cent in 2019 (66,967 cases) as compared to 2018 (71,760 cases). This is further supported by the decrease in the number of violent crimes from 16,902 cases in 2018 to 16,489 cases in 2019.

Exhibit 1: Content Summary of My Local Stats Publication at Malaysia level, 2019

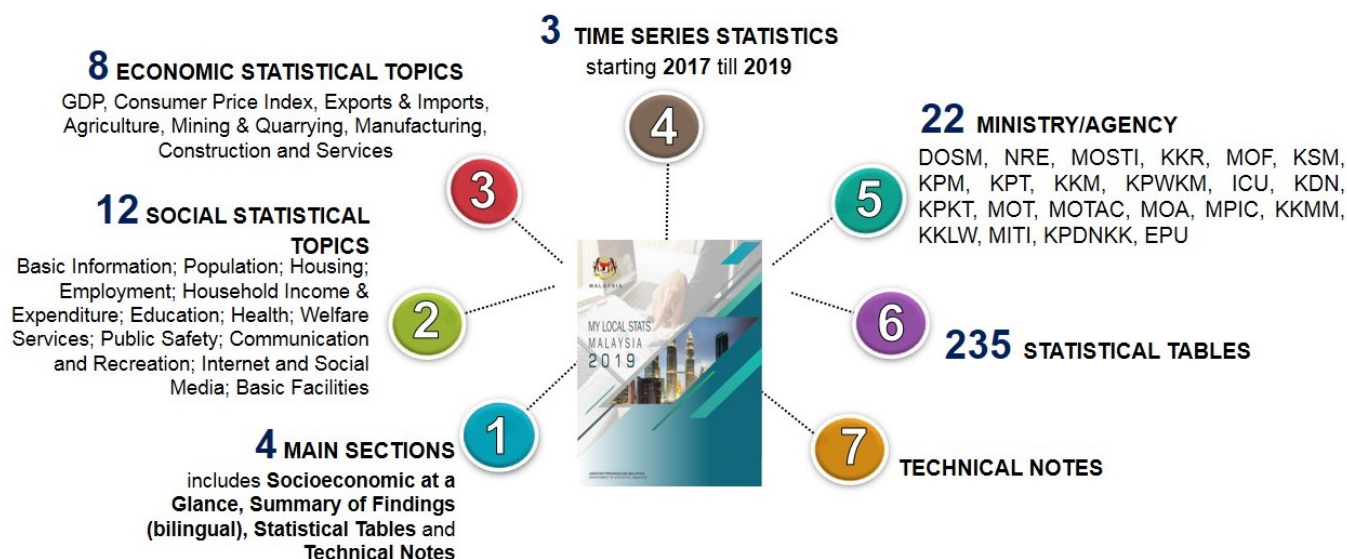
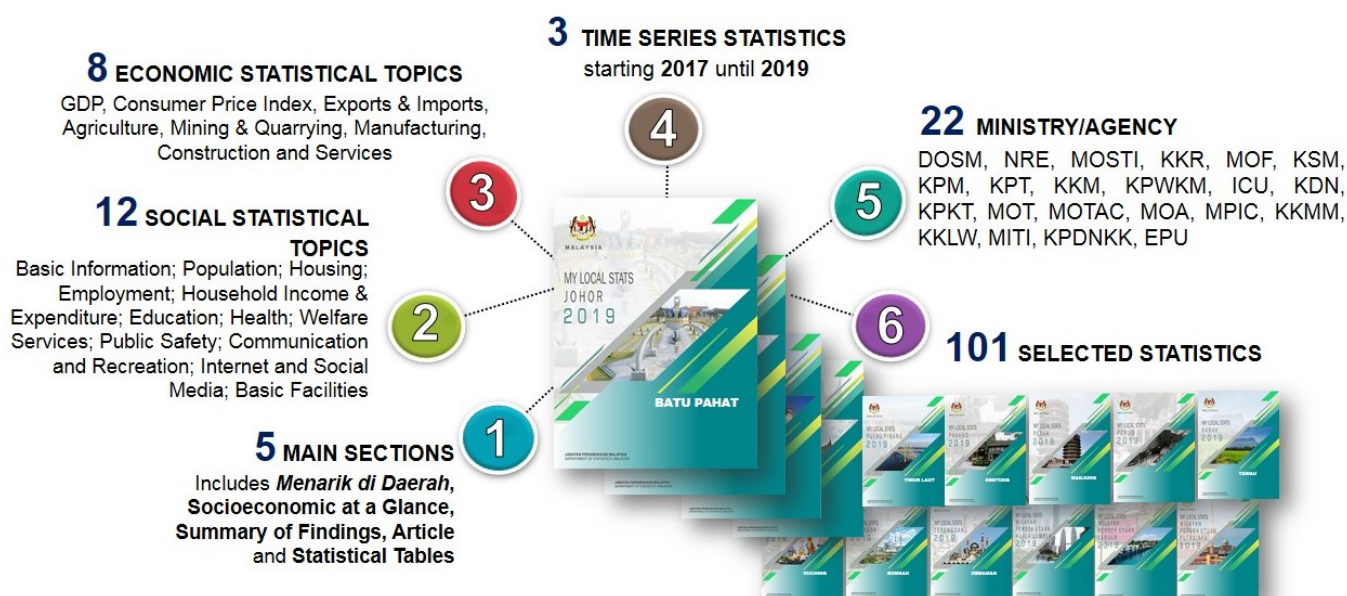


Exhibit 2: Content Summary of My Local Stats Publication at State and District levels, 2019



MY LOCAL STATS, 2019

MALAYSIA, 2019

32.5 million persons

POPULATION DENSITY

98/km²

CITIZEN

90.3%

LAND AREA

330,524km²

NON-CITIZEN

9.7%

GDP at constant price
RM1.42 trillion

GDP

GDP per capita
RM46,450

Growth rate
4.3%

NUMBER OF HOUSEHOLDS



8.0 million

AVERAGE SIZE OF HOUSEHOLDS



4.0 persons



PERCENTAGE OF EMPLOYED PERSONS BY SKILL LEVEL

27.5%

Skilled

60.1%

Semi-skilled

12.4%

Low skilled

TOP STATISTICS AT ADMINISTRATIVE DISTRICT¹



POPULATION

(Million)

Petaling	2.19
Johor Bahru	1.60
Ulu Langat	1.39



AVERAGE SIZE OF HOUSEHOLDS

(Persons)

Kunak	7.4
Ranau	6.8
Semporna	6.6



MEDIAN MONTHLY GROSS HOUSEHOLD INCOME

(RM)

Petaling	8,993
Selangor	8,937
Gombak	8,501

NUMBER OF SCHOOLS, TEACHERS AND PUPILS²



School

Primary

Johor Bahru	180
Petaling	148
Batu Pahat	144

Secondary

Johor Bahru	87
Petaling	77
Kinta	58



Teacher

Johor Bahru	9,778	Johor Bahru	7,688
Petaling	9,025	Petaling	7,014
Ulu Langat	6,088	Kinta	4,613



Pupil

Petaling	151,920	Johor Bahru	100,938
Johor Bahru	149,749	Petaling	98,617
Ulu Langat	98,480	Ulu Langat	66,983

HEALTH, 2018³



Hospitals

Gombak/ Kota Kinabalu	5
Johor Bahru/ Kinta/Kuching	3



Clinics⁴

Kuching	22
Kinta	20
Johor Bahru	17

PUBLIC SAFETY



Police Stations

Johor Bahru	57
Petaling	49
Kinta	32



Fire Stations

Petaling	9
Johor Bahru	7
Ulu Langat	6

Notes:

¹ Exclude Federal Territories and Perlis

² Refer to government schools and government-aided schools

³ Refer to government hospitals and clinics

⁴ Government health clinic includes maternal & child health clinics



DrUzir Mahidin



dr_uzir

#StatsMalaysia || #MyStatsDay || #MyCensus2020 || #LeaveNoOneBehind



DEPARTMENT OF STATISTICS MALAYSIA



MY LOCAL STATS, 2019

TOP STATISTICS AT ADMINISTRATIVE DISTRICT¹

Number of road accidents



Road accidents

Petaling	82,058
Johor Bahru	45,970
Ulu Langat	26,784

Number of injuries due to road accidents



Injuries

Kuala Muda	436
Petaling	316
Tumpat	314

Number of deaths due to road accidents



Deaths

Petaling	336
Johor Bahru	331
Batu Pahat	155

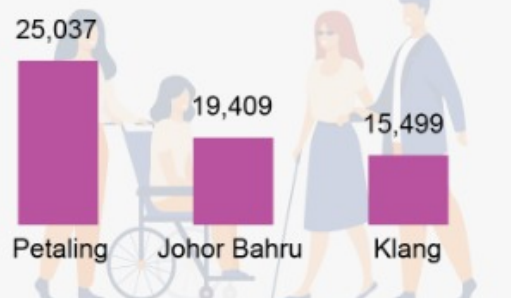


Number of accommodation premises

Melaka Tengah	314
Johor Bahru	287
Timur Laut	217



Cumulative number of registered Person With Disabilities (PWD)



Note:

¹ Exclude Federal Territories and Perlis



DrUzir Mahidin



dr_uzir

#StatsMalaysia || #MyStatsDay || #MyCensus2020 || #LeaveNoOneBehind

The data will be updated based on the latest available figures and subsequently published in the

publication 2019.

Released By:

DATO' SRI DR. MOHD UZIR MAHIDIN
CHIEF STATISTICIAN MALAYSIA
DEPARTMENT OF STATISTICS, MALAYSIA

 **DrUzir_Mahidin**   **Dr_Uzir**

#myHariBulan# #myBulan# #myTahun#

Contact person:

Mohd Yusrizal Ab Razak

Public Relation Officer

Strategic Communication and International Division

Department of Statistics, Malaysia

Tel : +603-8885 7942

Fax : +603-8888 9248

Email : yusrizal.razak[at]dosm.gov.my

Contact person:

Baharudin Mohamad

Public Relation Officer

Strategic Communication and International Division

Department of Statistics Malaysia

Tel : +603-8090 4681

Fax : +603-8888 9248

Email : baharudin[at]dosm.gov.my

Copyright ©2025 Department of Statistics Malaysia Official Portal. All Rights Reserved.