



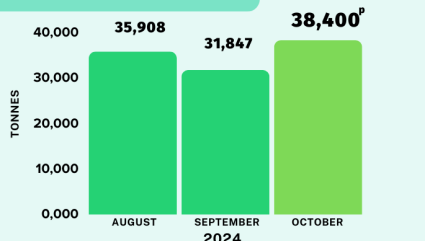
MINISTRY OF ECONOMY
DEPARTMENT OF STATISTICS MALAYSIA

MONTHLY RUBBER STATISTICS, OCTOBER 2024



MONTHLY RUBBER STATISTICS, OCTOBER 2024

PRODUCTION of NATURAL RUBBER



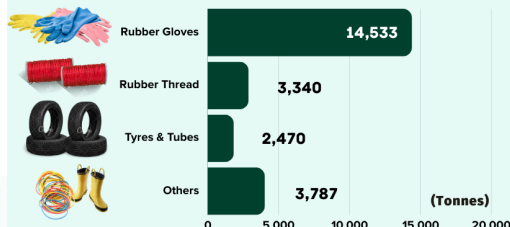
AVERAGE PRICE (cent/kg)



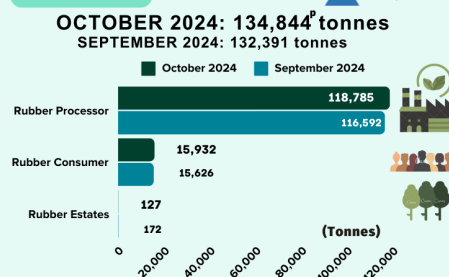
DOMESTIC CONSUMPTION

▲ 2.1%

OCTOBER 2024: 24,130^P tonnes
SEPTEMBER 2024: 23,630 tonnes

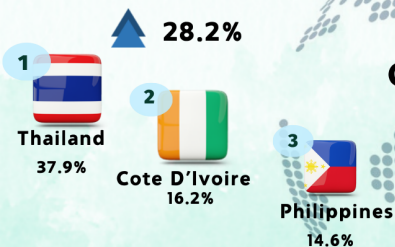


STOCKS



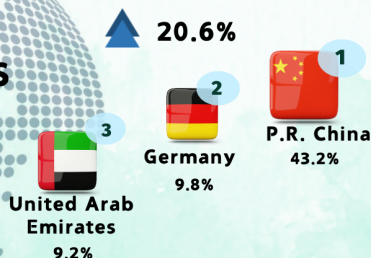
IMPORTS

OCTOBER 2024: 86,918^P tonnes
SEPTEMBER 2024: 67,810 tonnes



EXPORTS

OCTOBER 2024: 48,151^P tonnes
SEPTEMBER 2024: 39,930 tonnes



Note: ▲ change month on month : P = Preliminary : S.M.R. = Standard Malaysian Rubber

Source: Monthly Rubber Statistics October 2024, Department of Statistics Malaysia (DOSM)

Malaysia natural rubber production increased by 20.6 per cent in October 2024

Production increased by 20.6 per cent in October 2024 (38,400 tonnes) as compared to September 2024 (31,847 tonnes). Year-on-year comparison showed that the production of NR increased by 16.6 per cent (October 2023: 32,944 tonnes). Production of NR in October 2024 for Malaysia was mainly contributed by smallholders sector (88.6%) as compared to estates sector (11.4%).

Total stocks of NR in October 2024 increased by 1.9 per cent to 134,844 tonnes as compared to 132,391 tonnes in September 2024. Rubber processors factory contributed 88.1 per cent of the stocks followed by rubber consumers factory (11.8%) and rubber estates (0.1%).

Exports of Malaysia's NR amounted to 48,151 tonnes in October 2024, increased 20.6 per cent as against September 2024 (39,930 tonnes). P.R. China remained as the main destination for NR exports which accounted 43.2 per cent of total exports in October 2024 followed by Germany (9.8%), the United Arab Emirates (9.2%), the United States of America (4.8%) and Portugal (2.8%). The exports performance was contributed by NR-based product such as gloves, tyre, tube and rubber thread. Gloves were the main exports of rubber-based products with a value of RM1.5 billion in October 2024, an increase of 21.8 per cent as compared to September 2024 (RM1.2 billion).

Analysis of the average monthly price showed that Concentrated Latex recorded an increase of 9.8 per cent (October 2024: 746.36 sen per kg; September 2024: 679.65 sen per kg) while Scrap increased by 7.4 per cent (October 2024: 738.01 sen per kg; September 2024: 687.01 sen per kg). Trend of prices for all Standard Malaysian Rubber (S.M.R) increased between 6.2 per cent and 9.7 per cent.

Released by:

DEPARTMENT OF STATISTICS MALAYSIA

12 DECEMBER 2024

Contact person:

Baharudin Mohamad

Public Relation Officer

Strategic Communication and International Division

Department of Statistics Malaysia

Tel : +603-8090 4681

Fax : +603-8888 9248

Email : baharudin[at]dosm.gov.my

Copyright ©2025 Department of Statistics Malaysia Official Portal. All Rights Reserved.