



MINISTRY OF ECONOMY
DEPARTMENT OF STATISTICS MALAYSIA

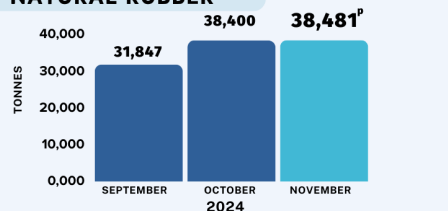
MONTHLY RUBBER STATISTICS, NOVEMBER 2024



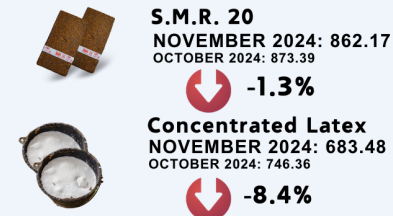
KEMENTERIAN EKONOMI
JABATAN PERANGKAIAN MALAYSIA

MONTHLY RUBBER STATISTICS, NOVEMBER 2024

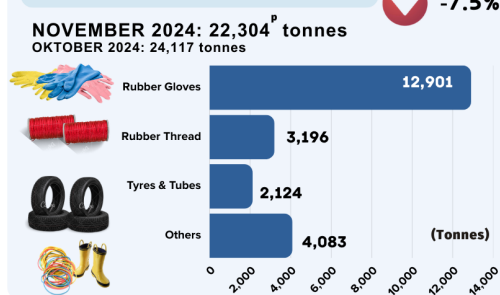
PRODUCTION of NATURAL RUBBER



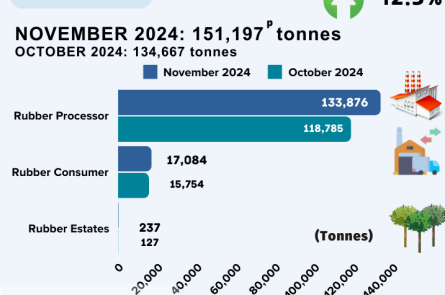
AVERAGE PRICE (cent/kg)



DOMESTIC CONSUMPTION

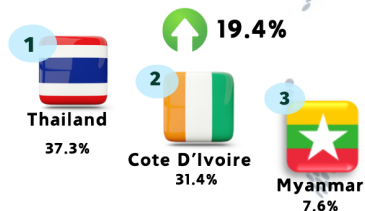


STOCKS

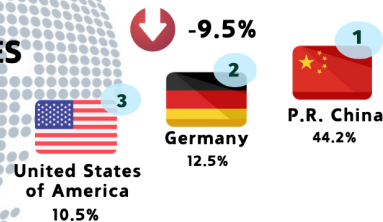


IMPORTS

NOVEMBER 2024: 103,650^P tonnes
OCTOBER 2024: 86,818 tonnes



MAIN COUNTRIES



Note: ↑ ↓ change month on month : P = Preliminary : S.M.R = Standard Malaysian Rubber

Source: Monthly Rubber Statistics November 2024, Department of Statistics Malaysia (DOSM)



Malaysia natural rubber production increased by 0.2 per cent in November 2024

Natural Rubber (NR) production increased by 0.2 per cent in November 2024 (38,481 tonnes) as compared to October 2024 (38,400 tonnes). Year-on-year comparison showed that the production of NR increased by 25.5 per cent (November 2023: 30,669 tonnes). Production of NR in November 2024 for Malaysia was mainly contributed by smallholders sector (89.0%) as compared to estates sector (11.0%).

Total stocks of NR in November 2024 increased by 12.3 per cent to 151,197 tonnes as compared to 134,667 tonnes in October 2024. Rubber processors factory contributed 88.6 per cent of the stocks followed by rubber consumers factory (11.2%) and rubber estates (0.2%).

Exports of Malaysia's NR amounted to 43,562 tonnes in November 2024, decreased 9.5 per cent as against October 2024 (48,142 tonnes). P.R. China remained as the main destination for NR exports which accounted 44.2 per cent of total exports in November 2024 followed by Germany (12.5%), the United States of America (10.5%), the United Arab Emirates (8.6%) and Pakistan (4.5%). The exports performance was contributed by NR-based product such as gloves, tyre, tube and rubber thread. Gloves were the main exports of rubber-based products with a value of RM1.4 billion in November 2024, a decrease of 4.7 per cent as compared to October 2024 (RM1.5 billion).

Analysis of the average monthly price showed that Concentrated Latex recorded a decrease of 8.4 per cent (November 2024: 683.48 sen per kg; October 2024: 746.36 sen per kg) while Scrap decreased by 1.3 per cent (November 2024: 728.68 sen per kg; October 2024: 738.01 sen per kg). Trend of prices for all Standard Malaysian Rubber (S.M.R) decreased between 1.3 per cent and 8.4 per cent.

Released by:

DEPARTMENT OF STATISTICS MALAYSIA

14 JANUARY 2025

Contact person:

Baharudin Mohamad

Public Relation Officer

Strategic Communication and International Division

Department of Statistics Malaysia

Tel : +603-8090 4681

Fax : +603-8888 9248

Email : baharudin[at]dosm.gov.my

Copyright ©2025 Department of Statistics Malaysia Official Portal. All Rights Reserved.