



MINISTRY OF ECONOMY
DEPARTMENT OF STATISTICS MALAYSIA

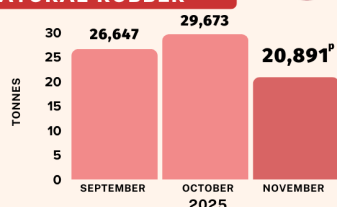
MONTHLY RUBBER STATISTICS, NOVEMBER 2025



MINISTRY OF ECONOMY
DEPARTMENT OF STATISTICS MALAYSIA

MONTHLY RUBBER STATISTICS, NOVEMBER 2025

PRODUCTION of NATURAL RUBBER



↓ -29.6%

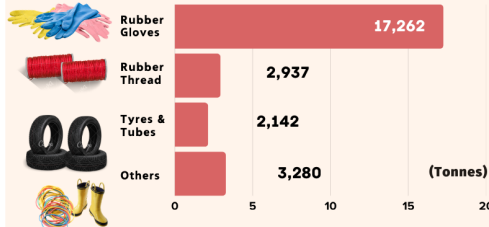
AVERAGE PRICE (cent/kg)



DOMESTIC CONSUMPTION

NOVEMBER 2025: 25,620^P tonnes
OCTOBER 2025: 24,890 tonnes

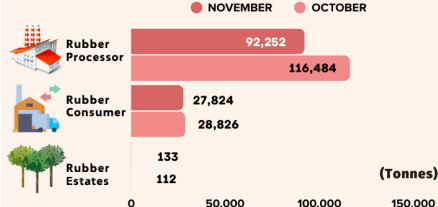
↑ 2.9%



STOCKS

NOVEMBER 2025: 120,208^P tonnes
OCTOBER 2025: 145,422 tonnes

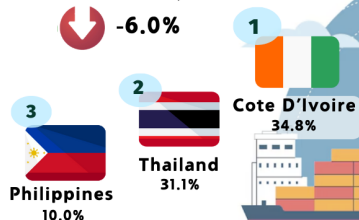
↓ -17.3%



IMPORTS

NOVEMBER 2025: 63,502^P tonnes
OCTOBER 2025: 67,558 tonnes

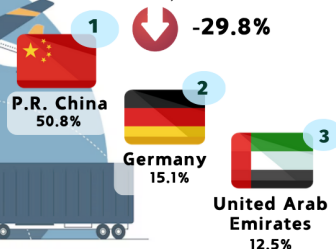
↓ -6.0%



EXPORTS

NOVEMBER 2025: 37,150^P tonnes
OCTOBER 2025: 52,932 tonnes

↓ -29.8%



Note: ↕ change month on month : P = Preliminary : S.M.R. = Standard Malaysian Rubber

Source: Monthly Rubber Statistics November 2025, Department of Statistics Malaysia (DOSM)



@StatsMalaysia

BANI EKONOMI 2026
BANI EKONOMI RAKYAT

MALAYSIA MADANI
Kemampuhan

ODIN
MALAYSIA
WARGA SETIA
IN THE WORLD

20 October

2016 - 2030

Malaysia natural rubber production decreased by 29.6 per cent in November 2025

Natural Rubber (NR) production decreased by 29.6 per cent in November 2025 (20,891 tonnes) as compared to October 2025 (29,673 tonnes). Year-on-year comparison showed that the production of NR decreased by 48.2 per cent (November 2024: 40,341 tonnes). Production of NR in November 2025 for Malaysia was mainly contributed by smallholders (83.3%) as compared to estates (16.7%).

Total stocks of NR in November 2025 decreased by 17.3 per cent to 120,208 tonnes as compared to 145,422 tonnes in October 2025. Rubber processors factory contributed 76.7 per cent of the stocks followed by rubber consumers factory (23.1%) and rubber estates (0.1%).

Exports of Malaysia's NR amounted to 37,150 tonnes in November 2025, decreased 29.8 per cent as against October 2025 (52,932 tonnes). P.R. China remained as the main destination for NR exports which accounted 50.8 per cent of total exports in November 2025 followed by Germany (15.1%), the United Arab Emirates (12.5%), the United States of America (5.7%) and Turkiye (2.2%). The exports performance was contributed by NR-based product such as rubber gloves, tyre, tube and rubber thread. Gloves were the main exports of rubber-based products with a value of RM0.9 billion in November 2025, a decrease of 25.8 per cent as compared to October 2025 (RM1.2 billion).

Analysis of the average monthly price showed that Concentrated Latex recorded an increase of 0.4 per cent (November 2025: 571.93 sen per kg; October 2025: 569.84 sen per kg) while Scrap decreased by 1.8 per cent (November 2025: 589.83 sen per kg; October 2025: 600.44 sen per kg). Trend of prices for all Standard Malaysian Rubber (S.M.R) was decreased 1.7 per cent and increased 0.2 per cent.

Contact person:

Baharudin Mohamad
Public Relation Officer
Strategic Communication and International Division
Department of Statistics Malaysia
Tel : +603-8090 4681
Fax : +603-8888 9248
Email : baharudin[at]dosm.gov.my

Copyright ©2026 Department of Statistics Malaysia Official Portal. All Rights Reserved.