



MINISTRY OF ECONOMY
DEPARTMENT OF STATISTICS MALAYSIA

MONTHLY RUBBER STATISTICS MALAYSIA, FEBRUARY 2022

Malaysia natural rubber production decreased by 39.0 per cent in February 2022

The Department of Statistics, Malaysia today released Monthly Rubber Statistics, Malaysia, February 2022. This publication consists of statistics on production, imports, exports, domestic consumption, stocks, prices, number of employees, salaries & wages and productivity of rubber estates.

Natural rubber production decreased by 39.0 per cent in February 2022 (29,920 tonnes) as compared to January 2022 (49,087 tonnes). Year-on-year comparison also showed that the production decreased by 40.0 percent (February 2021: 49,840 tonnes). Production of natural rubber in February 2022 for Malaysia was mainly contributed by smallholders sector (88.4%) as compared to estates sector (11.6%).

Total stocks of natural rubber increased 2.8 per cent in February 2022 to 318,699 tonnes as compared to 310,002 tonnes in January 2022. Rubber processors factory was contributing 93.5 per cent of the stocks followed by rubber consumers factory (6.4%) and rubber estates (0.1%).

Exports of Malaysia's natural rubber amounted to 47,682 tonnes in February 2022, decreased by 6.8 per cent as against January 2022 (51,160 tonnes). P.R. China continued to dominate as the highest importer of natural rubber with 50.8 per cent of total exports in February 2022 followed by United States of America (5.1%), Germany (3.5%), Turkey (3.4%) and Brazil (2.1%). The exports performance was contributed by natural rubber-based product such as gloves, tyre, tube, rubber thread and condom. Gloves were the main exports of rubber-based products with a value of RM1.9 billion in February 2022, a decrease of 13.5 per cent as compared to January 2022 (RM2.2 billion).

Analysis of the average monthly price showed that Latex Concentrated recorded an increase of 15.0 per cent (February 2022: 658.14 sen per kg, January 2022: 572.08 sen per kg) and Scrap 0.6 per cent (February 2022: 606.41 sen per kg, January 2022: 603.05 sen per kg). A similar trend is also observed for all Standard Malaysian Rubber (S.M.R) which increased between 0.9 to 14.9 per cent. The movement of global prices as reported by World Bank Commodity Price Data also showed that the prices for TSR 20 (Technically Specified Rubber) and SGP/MYS (Singapore/Malaysia) type increased by 0.6 per cent (from USD1.78/kg to USD1.79/kg) and 7.0 per cent (from USD1.97/kg to USD2.11/kg) respectively.


PRODUCTION (tonnes) ↓ 39.0%

49,087 tonnes



January 2022

29,920 tonnes



February 2022^P

MONTHLY RUBBER STATISTICS FEBRUARY 2022

AVERAGE PRICE (sen/kg)

↑ 0.9%

S.M.R. 20

February 2022 : 740.47

January 2022 : 734.05

↑ 15.0%

Concentrate Latex

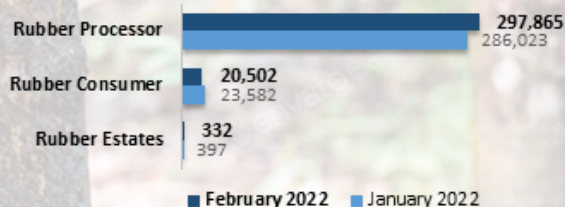
February 2022: 658.14

January 2022 : 572.08

STOCKS

February 2022^P: 318,699 tonnes ↑ 2.8%

January 2022 : 310,002 tonnes



DOMESTIC CONSUMPTION

February 2022^P: 39,865 tonnes ↓ 8.1%

January 2022 : 43,390 tonnes



February 2022^P

January 2022

IMPORTS

February 2022^P: 112,783 tonnes ↓ 19.5%

January 2022 : 140,024 tonnes



EXPORTS

February 2022^P: 47,682 tonnes ↓ 6.8%

January 2022 : 51,160 tonnes



^P Preliminary

Source: Monthly Rubber Statistics, Malaysia, February 2022

Table 1 presents the principal statistics of rubber for February 2022 while Chart 1 & 2 shows the monthly time series until February 2022.

Table 1: Principal statistics of rubber, February 2022

Principal Statistics	February 2021	January 2022	February 2022	Change month-on-month February 2022/ January 2022 (%)	Change year-on-year February 2022/ February 2021 (%)
Production (tonnes)	49,840	49,087	29,920	(39.0)	(40.0)
Exports (tonnes)	54,632	51,160	47,682	(6.8)	(12.7)
Imports (tonnes)	109,759	140,024	112,783	(19.5)	2.8
Domestic consumption (tonnes)	44,697	43,390	39,865	(8.1)	(10.8)
Closing stocks (tonnes)	286,117	310,002	318,699	2.8	11.4
Number of paid workers (estate)	9,269	8,566	8,584	0.2	(7.4)
Salaries & wages (estate) (RM'000)	13,847	15,810	13,766	(12.9)	(0.6)

Chart 1: Monthly production and domestic consumption of natural rubber 2020 - February 2022 (tonnes)

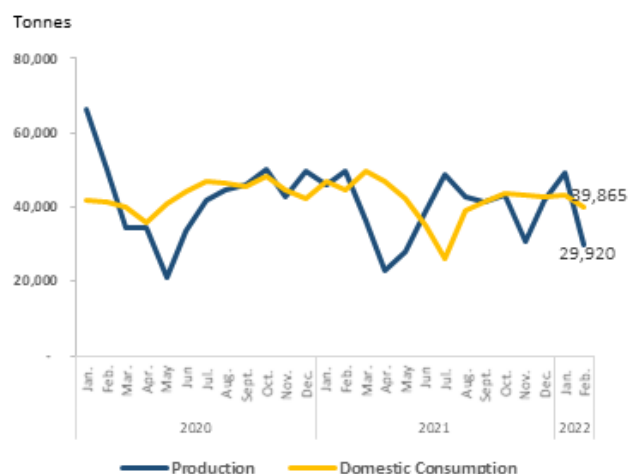
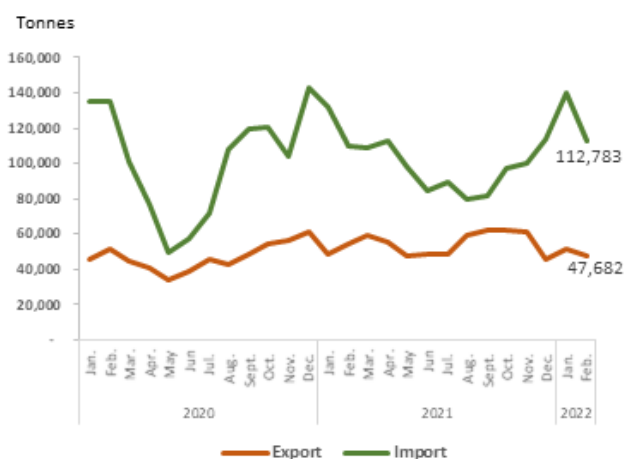


Chart 2: Monthly imports and exports of natural rubber 2020 - February 2022 (tonnes)



The full publication of the Monthly Rubber Statistics, February 2022 can be downloaded through [eStatistik Portal](#).

For more details, please refer to the Department's portal: www.dosm.gov.my

*Notes:

Data for February 2022 is **provisional**. The data will be updated based on the latest available figures and subsequently published in the March 2022 publication.

Released by:

DEPARTMENT OF STATISTICS, MALAYSIA

15 April 2022

Contact person:

Mohd Yusrizal bin Ab. Razak
Public Relation Officer
Strategic Communication and International Division
Department of Statistics, Malaysia
Tel : +603-8885 7942
Fax : +603-8888 9248
E-mail : [yusrizal.razak\[at\]dosm.gov.my](mailto:yusrizal.razak[at]dosm.gov.my)

Contact person:

Baharudin Mohamad
Public Relation Officer
Strategic Communication and International Division
Department of Statistics Malaysia
Tel : +603-8090 4681
Fax : +603-8888 9248
Email : [baharudin\[at\]dosm.gov.my](mailto:baharudin[at]dosm.gov.my)

Copyright ©2025 Department of Statistics Malaysia Official Portal. All Rights Reserved.