



MINISTRY OF ECONOMY
DEPARTMENT OF STATISTICS MALAYSIA

MONTHLY RUBBER STATISTICS MALAYSIA, APRIL 2016

Natural rubber (NR) production dropped 27.6% in April 2016 to 41,786 tonnes

Natural rubber (NR) production dropped by **27.6** per cent in April 2016 to **41,786** tonnes compared to March 2016. Smallholding sector is the main contributor of NR production which is more than **90** per cent.

Average monthly price of latex concentrate increased **64.62** sen per kilogramme to **473.14** sen per kilogramme as compared to March 2016. Standard Malaysian Rubber 20 recorded an increased in the average monthly price of **55.45** sen per kilogramme to **572.43** sen per kilogramme.

Exports of Malaysian NR in April 2016 was **56,204** tonnes went up by **4.9** per cent as compared to March 2016. The five main destinations of NR exports were China followed by Germany, Iran, U.S.A. and Taiwan.

Meanwhile, domestic consumption of NR in April 2016 decreased by **2.2** per cent to **40,863** tonnes from previous month. Nevertheless, year-on-year comparison showed an increased by **2.7** per cent. The rubber gloves industry remain as main domestic consumption with more than **70** per cent.

At the end of April 2016, the level of NR stocks reduced by **11.2** per cent to **213,041** tonnes as compared to previous month.

Natural Rubber (NR) production dropped by **27.6%** in April 2016 to 41,786 tonnes

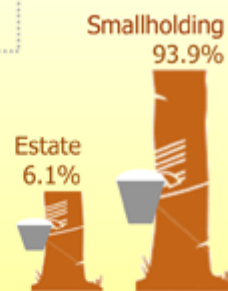


Mar. 2016

Tonnes



Apr. 2016

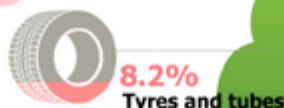


Apr. 2016

NR production dominated by smallholding sector with contribution 93.9%.

Domestic consumption

Average price



The rubber gloves industry was the largest NR consumer with more than 70 per cent.

Total Domestic Consumption: 40,863 tonnes

Natural Rubber

Latex Concentrate: 15.8%
S.M.R.20: 10.7%



572.43 sen/kg



473.14 sen/kg

Exports



Exports of NR increased by 4.9% as compared to March 2016.

Total exports: 56,204 tonnes

Stocks

Mar. 2016
240,006 tonnes

Apr. 2016
213,041 tonnes



Rubber Processors



Rubber Consumers



Rubber Estate

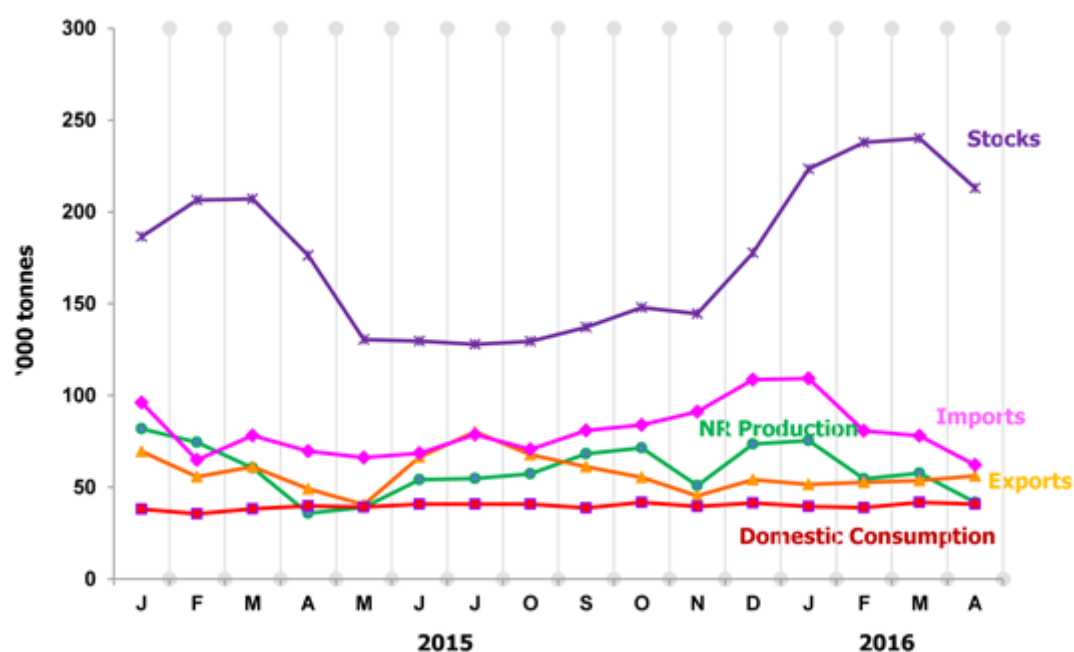
Source: Monthly Rubber Statistics Malaysia, April 2016

Table 1 present the principal statistics of rubber for April 2016 while **Chart 1** shows the monthly time series.

Table 1: Principal Statistics of rubber, April 2016

| Principal Statistics | April 2016 | March 2016 | April 2015 | Change month-on-month (%) | Change year-on-year (%) |
|-------------------------------|------------|------------|------------|---------------------------|-------------------------|
| Production (tonnes) | 41,786 | 57,697 | 35,850 | -27.6 | 16.6 |
| Exports (tonnes) | 56,204 | 53,587 | 49,059 | 4.9 | 14.6 |
| Imports (tonnes) | 62,061 | 77,953 | 69,585 | -20.4 | -10.8 |
| Domestic consumption (tonnes) | 40,863 | 41,789 | 39,770 | -2.2 | 2.7 |
| Closing stocks (tonnes) | 213,041 | 240,006 | 176,334 | -11.2 | 20.8 |
| Number of paid workers | 11,031 | 11,264 | 12,137 | -2.1 | -9.1 |
| Salaries & wages (RM'000) | 11,321 | 13,208 | 12,735 | -14.3 | -11.1 |

Chart 1: Monthly production, exports, imports, domestic consumption and stocks of natural rubber 2015/2016



*Notes:

Data for April 2016 is **provisional**. The data will be updated based on the latest available figures and subsequently published in the May 2016 publication.

Released By:

**THE OFFICE OF CHIEF STATISTICIAN MALAYSIA
DEPARTMENT OF STATISTICS, MALAYSIA
#myHariBulan# #myBulan# #myTahun#**

Contact person:

Ho Mei Kei

Public Relation Officer

Corporate and User Services Division

Department of Statistics, Malaysia

Tel : +603-8885 7942

Fax : +603-8888 9248

Email : mkho[at]stats.gov.my

Contact person:

Baharudin Mohamad

Public Relation Officer

Strategic Communication and International Division

Department of Statistics Malaysia

Tel : +603-8090 4681

Fax : +603-8888 9248

Email : baharudin[at]dosm.gov.my

Copyright ©2025 Department of Statistics Malaysia Official Portal. All Rights Reserved.