



MINISTRY OF ECONOMY
DEPARTMENT OF STATISTICS MALAYSIA

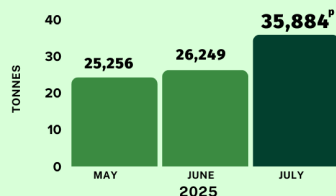
MONTHLY RUBBER STATISTICS, JULY 2025



KEMENTERIAN EKONOMI
JABATAN PERANGKAAAN MALAYSIA

MONTHLY RUBBER STATISTICS, JULY 2025

PRODUCTION of NATURAL RUBBER



↑ 36.7%

AVERAGE PRICE (cent/kg)



S.M.R. 20
JULY 2025: 723.57
JUNE 2025: 664.79

↑ 8.8%



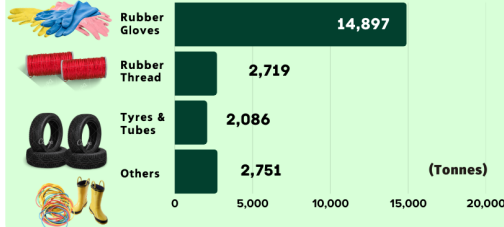
Concentrated Latex
JULY 2025: 571.30
JUNE 2025: 558.66

↑ 2.3%

DOMESTIC CONSUMPTION

JULY 2025: 22,446^p tonnes
JUNE 2025: 19,386 tonnes

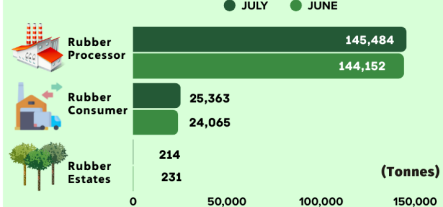
↑ 15.8%



STOCKS

JULY 2025: 171,061^p tonnes
JUNE 2025: 168,448 tonnes

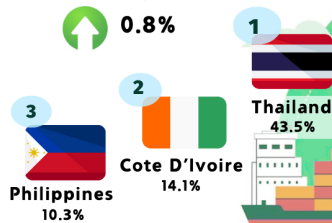
↑ 1.6%



IMPORTS

JULY 2025: 56,874^p tonnes
JUNE 2025: 56,398 tonnes

↑ 0.8%

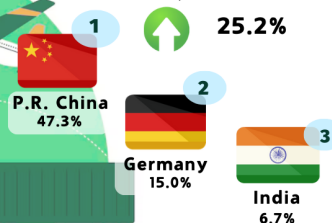


EXPORTS

JULY 2025: 37,198^p tonnes
JUNE 2025: 29,719 tonnes

↑ 25.2%

MAIN COUNTRIES



Note: ↑ change month on month : P = Preliminary : S.M.R = Standard Malaysian Rubber

Source: Monthly Rubber Statistics July 2025, Department of Statistics Malaysia (DOSM)



@StatsMalaysia



Malaysia natural rubber production increased by 36.7 per cent in July 2025

Natural Rubber (NR) production increased by 36.7 per cent in July 2025 (35,884 tonnes) as compared to June 2025 (26,249 tonnes). Year-on-year comparison showed that the production of NR decreased by 5.5 per cent (July 2024: 37,960 tonnes). Production of NR in July 2025 for Malaysia was mainly contributed by smallholders sector (86.8%) as compared to estates sector (13.2%).

Total stocks of NR in July 2025 increased by 1.6 per cent to 171,061 tonnes as compared to 168,448 tonnes in June 2025. Rubber processors factory contributed 85.1 per cent of the stocks followed by rubber consumers factory (14.8%) and rubber estates (0.1%).

Exports of Malaysia's NR amounted to 37,198 tonnes in July 2025, increased 25.2 per cent as against June 2025 (29,719 tonnes). P.R. China remained as the main destination for NR exports which accounted 47.3 per cent of total exports in July 2025 followed by Germany (15.0%), India (6.7%), the United States of America (6.1%) and Egypt (3.0%). The exports performance was contributed by NR-based product such as gloves, tyre, tube and rubber thread. Gloves were the main exports of rubber-based products with a value of RM1.3 billion in July 2025, an increase of 49.3 per cent as compared to June 2025 (RM0.9 billion).

Analysis of the average monthly price showed that Concentrated Latex recorded an increase of 2.3 per cent (July 2025: 571.30 sen per kg; June 2025: 558.66 sen per kg) while Scrap increased by 4.0 per cent (July 2025: 586.68 sen per kg; June 2025: 564.13 sen per kg).

Trend of prices for all Standard Malaysian Rubber (S.M.R) showed an increase between 2.3 per cent and 8.8 per cent.

Contact person:

Baharudin Mohamad
Public Relation Officer
Strategic Communication and International Division
Department of Statistics Malaysia
Tel : +603-8090 4681
Fax : +603-8888 9248
Email : baharudin[at]dosm.gov.my

Copyright ©2026 Department of Statistics Malaysia Official Portal. All Rights Reserved.