



MINISTRY OF ECONOMY
DEPARTMENT OF STATISTICS MALAYSIA

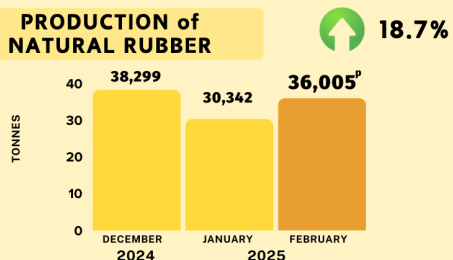
MONTHLY RUBBER STATISTICS, FEBRUARY 2025



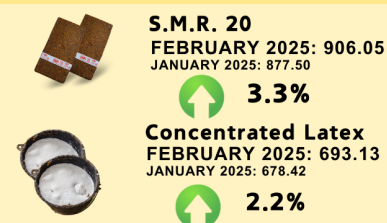
KEMENTERIAN EKONOMI
JABATAN PERANGKAIAN MALAYSIA

MONTHLY RUBBER STATISTICS, FEBRUARY 2025

PRODUCTION of NATURAL RUBBER



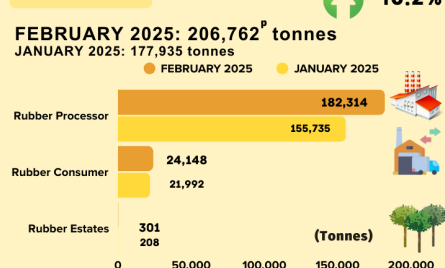
AVERAGE PRICE (cent/kg)



DOMESTIC CONSUMPTION

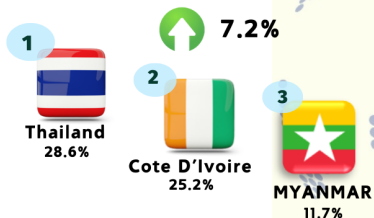


STOCKS



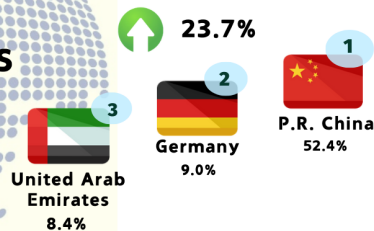
IMPORTS

FEBRUARY 2025: 107,925^P tonnes
JANUARY 2025: 100,675 tonnes



EXPORTS

FEBRUARY 2025: 54,847^P tonnes
JANUARY 2025: 44,338 tonnes



MAIN COUNTRIES

Note: ↑ ↓ change month on month : P = Preliminary : S.M.R = Standard Malaysian Rubber

Source: Monthly Rubber Statistics February 2025, Department of Statistics Malaysia (DOSM)



Malaysia natural rubber production increased by 18.7 per cent in February 2025

PUTRAJAYA, APRIL 14, 2025 – The Department of Statistics, Malaysia (DOSM) released the **Monthly Rubber Statistics, Malaysia, February 2025**. This publication consists of statistics on production, imports, exports, domestic consumption, stocks, prices, number of employees, salaries & wages and productivity of rubber estates.

Chief Statistician Malaysia, Dato' Sri Dr. Mohd Uzir Mahidin said, Natural Rubber (NR) production increased by 18.7 per cent in February 2025 (36,005 tonnes) as compared to January 2025 (30,342 tonnes). Year-on-year comparison showed that the production of NR increased by 21.3 per cent (February 2024: 29,691 tonnes). Production of NR in February 2025 for Malaysia was mainly contributed by smallholders sector (87.8%) as compared to estates sector (12.2%).

Total stocks of NR in February 2025 increased by 16.2 per cent to 206,762 tonnes as compared to 177,935 tonnes in January 2025. Rubber processors factory contributed 88.2 per cent of the stocks followed by rubber consumers factory (11.7%) and rubber estates (0.1%).

Exports of Malaysia's NR amounted to 54,847 tonnes in February 2025, increased 23.7 per cent as against January 2025 (44,338 tonnes). P.R. China remained as the main destination for NR exports which accounted 52.4 per cent of total exports in February 2025 followed by Germany (9.0%), the United Arab Emirates (8.4%), the United States of America (4.8%) and Brazil (3.0%). The exports performance was contributed by NR-based product such as gloves, tyre, tube and rubber thread. Gloves were the main exports of rubber-based products with a value of RM1.2 billion in February 2025, a decrease of 11.8 per cent as compared to January 2025 (RM1.4 billion).

Analysis of the average monthly price showed that Concentrated Latex recorded an increase of 2.2 per cent (February 2025: 693.13 sen per kg; January 2025: 678.42 sen per kg) while Scrap increased by 3.7 per cent (February 2025: 770.44 sen per kg; January 2025: 743.27 sen per kg). Trend of prices for all Standard Malaysian Rubber (S.M.R) increased between 2.1 per cent and 3.3 per cent.

Released by:
DEPARTMENT OF STATISTICS MALAYSIA
14 April 2025

Contact person:
Baharudin Mohamad
Public Relation Officer
Strategic Communication and International Division
Department of Statistics Malaysia
Tel : +603-8090 4681
Fax : +603-8888 9248
Email : baharudin[at]dosm.gov.my

Copyright ©2025 Department of Statistics Malaysia Official Portal. All Rights Reserved.