




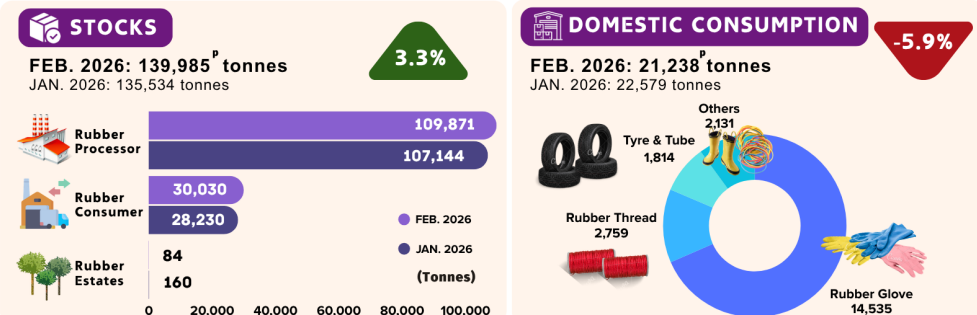
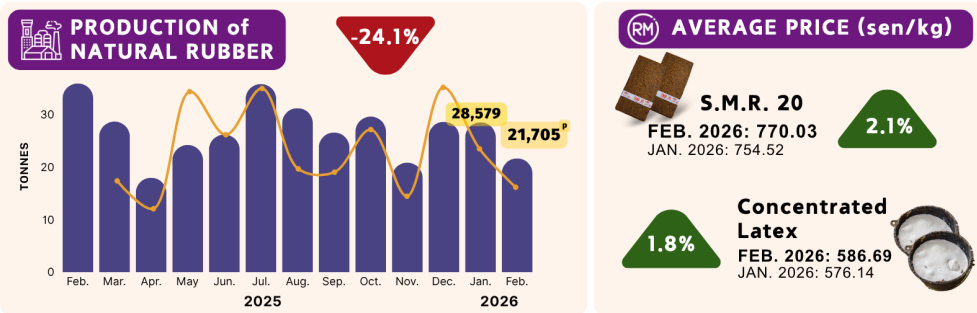
MINISTRY OF ECONOMY  
DEPARTMENT OF STATISTICS MALAYSIA

MONTHLY RUBBER STATISTICS, FEBRUARY 2026



MINISTRY OF ECONOMY  
DEPARTMENT OF STATISTICS MALAYSIA

MONTHLY RUBBER STATISTICS, FEBRUARY 2026



Note: ▲ change month on month ; <sup>P</sup> = Preliminary ; S.M.R = Standard Malaysian Rubber

Source: Monthly Rubber Statistics February 2026, Department of Statistics Malaysia (DOSM)



## **Malaysia natural rubber production decreased by 24.1 per cent in February 2026**

Natural Rubber (NR) production decreased by 24.1 per cent in February 2026 (21,705 tonnes) as compared to January 2026 (28,579 tonnes). Year-on-year comparison showed that the production of NR decreased by 39.7 per cent (February 2025: 36,005 tonnes). Production of NR in February 2026 for Malaysia was mainly contributed by smallholders (87.0%) as compared to estates (13.0%).

Total stocks of NR in February 2026 increased by 3.3 per cent to 139,985 tonnes as compared to 135,534 tonnes in January 2026. Rubber processors factory contributed 78.5 per cent of the stocks followed by rubber consumers factory (21.4%) and rubber estates (0.1%).

Exports of Malaysia's NR amounted to 33,897 tonnes in February 2026, decreased 20.0 per cent as against January 2026 (42,386 tonnes). P.R. China remained as the main destination for NR exports which accounted 48.9 per cent of total exports in February 2026 followed by Germany (17.8%), the United Arab Emirates (10.1%), Portugal (3.5%) and Brazil (3.2%). The exports performance was contributed by NR-based product such as rubber gloves, tyre, tube and rubber thread. Rubber gloves were the main exports of rubber-based products with a value of RM0.9 billion in February 2026, a decrease of 23.9 per cent as compared to January 2026 (RM1.3 billion).

The analysis of the average monthly price showed that concentrated latex recorded an increase of 1.8 per cent (February 2026: 586.69 sen per kg; January 2026: 576.14 sen per kg) while scrap increased by 2.0 per cent (February 2026: 631.13 sen per kg; January 2026: 618.72 sen per kg). The World Bank Commodity Price Data reported the prices February for TSR 20 (Technically Specified Rubber) has increased 4.5 per cent (from USD1.84/kg to USD1.93/kg) and SGP/MYS (Singapore/Malaysia) increased 5.4 per cent (from USD2.14/kg to USD2.26/kg).

### **Contact person:**

Baharudin Mohamad  
Public Relation Officer  
Strategic Communication and International Division  
Department of Statistics Malaysia  
Tel : +603-8090 4681  
Fax : +603-8888 9248  
Email : baharudin[at]dosm.gov.my

**Copyright ©2026 Department of Statistics Malaysia Official Portal. All Rights Reserved.**