



MINISTRY OF ECONOMY  
DEPARTMENT OF STATISTICS MALAYSIA

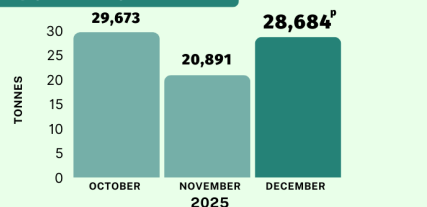
## MONTHLY RUBBER STATISTICS, DECEMBER 2025



MINISTRY OF ECONOMY  
DEPARTMENT OF STATISTICS MALAYSIA

### MONTHLY RUBBER STATISTICS, DECEMBER 2025

#### PRODUCTION of NATURAL RUBBER



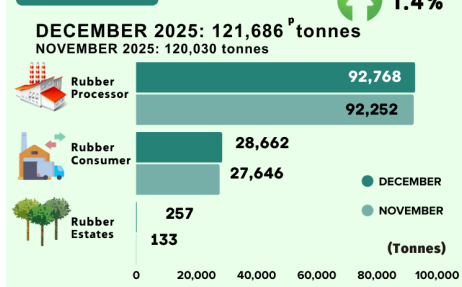
#### AVERAGE PRICE (cent/kg)



#### DOMESTIC CONSUMPTION



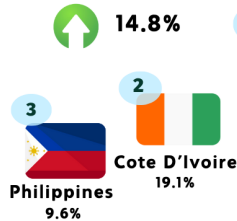
#### STOCKS



#### IMPORTS

DECEMBER 2025: 72,718<sup>P</sup> tonnes  
NOVEMBER 2025: 63,326 tonnes

Change: 14.8%



#### EXPORTS

DECEMBER 2025: 32,139<sup>P</sup> tonnes  
NOVEMBER 2025: 36,820 tonnes

Change: -12.7%



Note: change month on month : P = Preliminary : S.M.R = Standard Malaysian Rubber

Source: Monthly Rubber Statistics December 2025, Department of Statistics Malaysia (DOSM)



@StatsMalaysia



## **Malaysia natural rubber production increased by 37.3 per cent in December 2025**

Natural Rubber (NR) production increased by 37.3 per cent in December 2025 (28,684 tonnes) as compared to November 2025 (20,891 tonnes). Year-on-year comparison showed that the production of NR decreased by 25.1 per cent (December 2024: 38,299 tonnes). Production of NR in December 2025 for Malaysia was mainly contributed by smallholders (87.2%) as compared to estates (12.8%).

Total stocks of NR in December 2025 increased by 1.4 per cent to 121,686 tonnes as compared to 120,030 tonnes in November 2025. Rubber processors factory contributed 76.2 per cent of the stocks followed by rubber consumers factory (23.6%) and rubber estates (0.2%).

Exports of Malaysia's NR amounted to 32,139 tonnes in December 2025, decreased 12.7 per cent as against November 2025 (36,820 tonnes). P.R. China remained as the main destination for NR exports which accounted 49.9 per cent of total exports in December 2025 followed by Germany (16.4%), the United Arab Emirates (4.8%), Portugal (3.9%) and Egypt (3.7%). The exports performance was contributed by NR-based product such as rubber gloves, tyre, tube and rubber thread. Gloves were the main exports of rubber-based products with a value of RM1.3 billion in December 2025, an increase of 37.3 per cent as compared to November 2025 (RM0.9 billion).

The analysis of the average monthly price showed that Concentrated Latex recorded an increase of 0.7 per cent (December 2025: 576.20 sen per kg; November 2025: 571.93 sen per kg) while Scrap increased by 0.4 per cent (December 2025: 592.08 sen per kg; November 2025: 589.83 sen per kg). Meanwhile, prices of various grades of Standard Malaysian Rubber (S.M.R) showed an increase between 0.3 per cent to 0.7 per cent.

The performance of the fourth quarter of 2025 showed natural rubber production decreased by 15.5 per cent to 79,247 tonnes as compared to 93,815 tonnes in the third quarter of 2025. The annual performance of Malaysia's natural rubber production in the fourth quarter of 2025 recorded a decrease of 32.3 per cent as compared to the fourth quarter 2024 (117,040 tonnes).

### **Contact person:**

Baharudin Mohamad

Public Relation Officer

Strategic Communication and International Division

Department of Statistics Malaysia

Tel : +603-8090 4681

Fax : +603-8888 9248

Email : baharudin[at]dosm.gov.my

**Copyright ©2026 Department of Statistics Malaysia Official Portal. All Rights Reserved.**