



MINISTRY OF ECONOMY
DEPARTMENT OF STATISTICS MALAYSIA

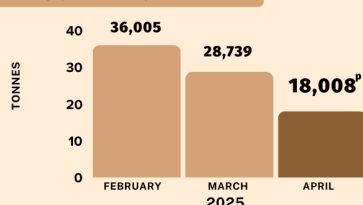
MONTHLY RUBBER STATISTICS, APRIL 2025



KEMENTERIAN EKONOMI
JABATAN PERANGKAIAN MALAYSIA

MONTHLY RUBBER STATISTICS, APRIL 2025

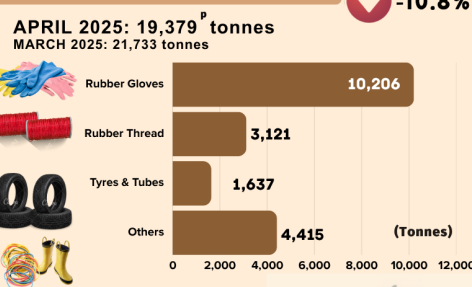
PRODUCTION of NATURAL RUBBER



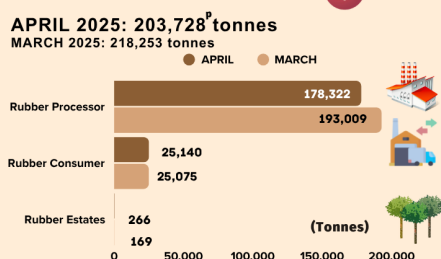
AVERAGE PRICE (cent/kg)



DOMESTIC CONSUMPTION

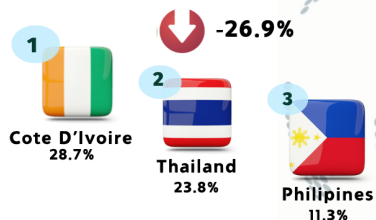


STOCKS



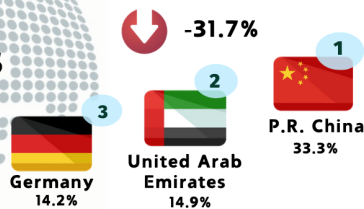
IMPORTS

APRIL 2025: 66,978^P tonnes
MARCH 2025: 91,676 tonnes



EXPORTS

APRIL 2025: 35,901^P tonnes
MARCH 2025: 52,531 tonnes



MAIN COUNTRIES

Note: change month on month : P = Preliminary : S.M.R. = Standard Malaysian Rubber

Source: Monthly Rubber Statistics April 2025, Department of Statistics Malaysia (DOSM)



@StatsMalaysia



Malaysia natural rubber production decreased by 37.3 per cent in April 2025

Natural Rubber (NR) production decreased by 37.3 per cent in April 2025 (18,008 tonnes) as compared to March 2025 (28,739 tonnes). Year-on-year comparison showed that the production of NR decreased by 15.6 per cent (April 2024: 21,325 tonnes). Production of NR in April 2025 for Malaysia was mainly contributed by smallholders sector (86.0%) as compared to estates sector (14.0%).

Total stocks of NR in April 2025 decreased by 6.7 per cent to 203,728 tonnes as compared to 218,253 tonnes in March 2025. Rubber processors factory contributed 87.6 per cent of the stocks followed by rubber consumers factory (12.3%) and rubber estates (0.1%).

Exports of Malaysia's NR amounted to 35,901 tonnes in April 2025, decreased 31.7 per cent as against March 2025 (52,531 tonnes). P.R. China remained as the main destination for NR exports which accounted 33.3 per cent of total exports in April 2025 followed by the United Arab Emirates (14.9%), Germany (14.2%), India (6.5%) and the United States of America (5.1%). The exports performance was contributed by NR-based product such as gloves, tyre, tube and rubber thread. Gloves were the main exports of rubber-based products with a value of RM1.1 billion in April 2025, a decrease of 19.2 per cent as compared to March 2025 (RM1.3 billion).

Analysis of the average monthly price showed that Concentrated Latex recorded a decrease of 7.0 per cent (April 2025: 647.20 sen per kg; March 2025: 696.05 sen per kg) while Scrap decreased by 15.8 per cent (April 2025: 641.27 sen per kg; March 2025: 761.92 sen per kg). Trend of prices for all Standard Malaysian Rubber (S.M.R) is decreased between 6.9 per cent and 13.5 per cent.

Contact person:

Baharudin Mohamad
Public Relation Officer
Strategic Communication and International Division
Department of Statistics Malaysia
Tel : +603-8090 4681
Fax : +603-8888 9248
Email : baharudin[at]dosm.gov.my

Copyright ©2025 Department of Statistics Malaysia Official Portal. All Rights Reserved.