



MINISTRY OF ECONOMY
DEPARTMENT OF STATISTICS MALAYSIA

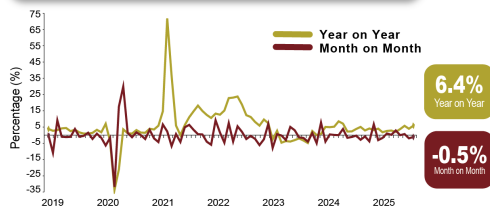
MONTHLY MANUFACTURING STATISTICS, MALAYSIA, DECEMBER 2025



MINISTRY OF ECONOMY
DEPARTMENT OF STATISTICS MALAYSIA

MANUFACTURING STATISTICS, DECEMBER 2025

Sales Value of the Manufacturing Sector

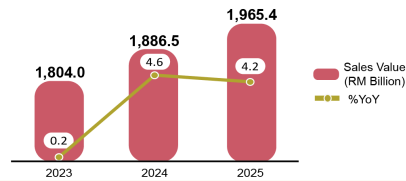


Sales Value of the Manufacturing Sector,
Q4 2024, Q3 2025 & Q4 2025

	Q4 2024	Q3 2025	Q4 2025
Sales Value	RM481.8b	RM500.1b	RM509.5b
YoY	4.4%	3.5%	5.8%
QoQ	-0.3%	4.1%	1.9%

%QoQ: Percentage change Quarter on Quarter Note: Q = Quarter

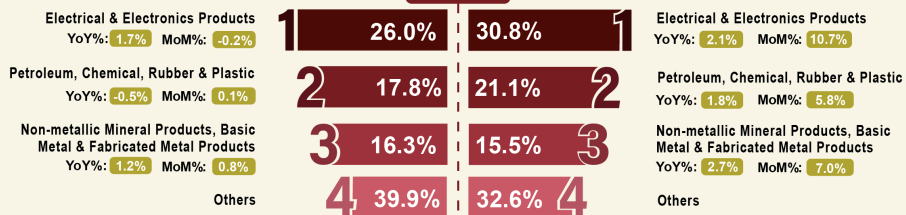
Sales Value of the Manufacturing Sector, 2023 - 2025



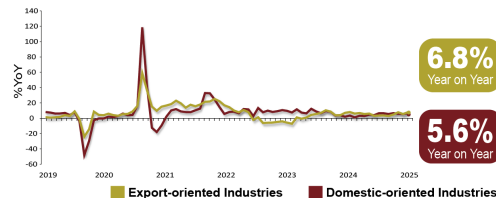
Number of Employees and Salaries & Wages



Share %



Export and Domestic-oriented Industries



%YoY: Percentage change year-on-year | b: billion
%MoM: Percentage change month-on-month

Source: Manufacturing Statistics Malaysia, Department of Statistics Malaysia (DOSM)



@StatsMalaysia

BK26
BANKI EKONOMI 2026
DATA EKONOMI BANYAK

MALAYSIA MADANI
Kemampuan

ODN
MALAYSIA
BERSAMA SAMA MELAKSANAKAN TRANSFORMASI

20 October

2016 - 2030

Sales of Manufacturing sector achieved RM1.97 trillion; grew 4.2 per cent in 2025

The sales value of the Manufacturing sector in 2025 reached RM1.97 trillion, increased 4.2 per cent (2024: 4.6%), while the sales in December 2025 amounted to RM168.6 billion (6.4%). The growth of sales value in the Manufacturing sector was primarily driven by the the Electrical & electronics products, grew 12.6 per cent in December 2025 (November 2025: 10.8%). This growth was further supported by the Food, beverages & tobacco and Non-metallic mineral products, basic metal & fabricated metal products sub-sectors, which increased 10.4 per cent (November 2025: 7.7%) and 5.3 per cent (November 2025: 3.4%), respectively. Comparison by month on month, the sales value growth shrank by 0.5 per cent, as against RM169.4 billion recorded in November 2025.

The sales value growth of export-oriented industries which representing 70.4 per cent of total sales, improved 6.8 per cent in December 2025 (November 2025: 4.6%). The performance was predominantly attributable to the increase in the Manufacture of computer, electronics & optical products at 13.3 per cent (November 2025: 11.1%). This was followed by Manufacture of vegetable & animal oils and fats which grew 11.1 per cent (November 2025: 6.5%), as well as Manufacture of electrical equipment (9.5%). Comparison with the preceding month, export oriented industries contracted 1.0 per cent (November 2025: -2.9%).

The domestic-oriented industries increased by 5.6 per cent in December 2025, after registered 4.6 per cent a month ago. The increase was contributed by a rise in the Manufacture of food processing products at 9.6 per cent in December 2025 (November 2025: 8.9%); along with Manufacture of basic metals (6.5%); and the Manufacture of fabricated metal products, except machinery & equipment (5.3%) industries. Besides that, domestic-oriented industries rose by 0.7 per cent as compared to the preceding month.

There are 2.4 million persons recorded in this sector during December 2025, augmented by 1.1 per cent (November 2025: 0.8%). The addition was mainly driven by the Food, beverages & tobacco (1.9%); Electrical & electronic products (1.7%); and Non-metallic mineral products, basic metal & fabricated metal products (1.2%) sub-sectors. On a month-on-month basis, the number of employees in this sector increased 0.1 per cent.

The salaries & wages paid in the Manufacturing sector also posted an expansion of 2.5 per cent (November 2025: 1.9%), amounted to RM9.1 billion in December 2025. In addition, the salaries & wages paid surged by 7.7 per cent as compared to RM8.5 billion recorded in the previous month. Subsequently, the sales value per employee registered RM69,502 (5.3%), while the average salaries & wages per employee was RM3,756, rose by 1.3 per cent year-on-year.

In the fourth quarter of 2025, the sales value in the Manufacturing sector grew by 5.8 per cent year-on-year, achieved RM509.5 billion (Q3 2025: RM500.1 billion, 3.5%). The rise was supported by the Food, beverages & tobacco (9.8%); Electrical & Electronics Products (11.7%); and Non-metallic mineral products, basic metal & fabricated metal products (4.4%) sub-sectors. Meanwhile, the number of employees during the quarter improved to 1.1 per cent (Q3 2025:

1.0%), while salaries & wages paid up by 2.3 per cent.

Summarising the overall performance for the year 2025, the sales value of the Manufacturing sector reached RM1.97 trillion, surged 4.2 per cent as against in 2024 (4.6%). During the year, the number of employees added by 1.1 per cent (2024: 1.0%) to record a total of 2.40 million persons, while salaries & wages rose by 2.0 per cent (2024: 1.5%) to RM101.2 billion.

The full publication of the Monthly Manufacturing Statistics, December 2025 can be downloaded through eStatistik portal.

Data for December 2025 is provisional. The data will be updated based on the latest available figures and subsequently published in the January 2026 publication.

Released by:

DEPARTMENT OF STATISTICS MALAYSIA

9 February 2026

Contact person:

Baharudin Mohamad

Public Relation Officer

Strategic Communication and International Division

Department of Statistics Malaysia

Tel : +603-8090 4681

Fax : +603-8888 9248

Email : baharudin[at]dosm.gov.my

Copyright ©2026 Department of Statistics Malaysia Official Portal. All Rights Reserved.